

QUARTERLY PHYSICAL REPORT OF OPERATION
As of September 30, 2024

Department : State Universities and Colleges (SUCs)
 Agency/Entity : Batangas State University
 Operating Unit : < not applicable >
 Organization Code (UACS) : 08 038 0000000

Particulars	UACS CODE	Physical Target (Budget Year)					Physical Accomplishment (Budget Year)					Variance as of September 30, 2024	Remarks
		1st Quarter	2nd Quarter	3rd Quarter	4th Quarter	Total	1st Quarter	2nd Quarter	3rd Quarter	4th Quarter	Total		
1	2	3	4	5	6	7	8	9	10	11	12	13	14
HIGHER EDUCATION PROGRAM	310100000000000												
OO : Relevant and quality tertiary education ensured to achieve inclusive growth and access of poor but deserving students to quality tertiary education increased													
Outcome Indicator(s)													
1. Percentage of first-time licensure exam takers that pass the licensure exams		69.00%	69.00%	69.00%	69.00%	69.00%	83.54% (609/729)	60.31% (433/718)	79.31% (299/377)		73.52% (1,341/1,824)	4.52%	
2. Percentage of graduates (2 years prior) that are employed					90.00%	90.00%	-	-	-		-	-	Target is set in 4th Quarter. The graduate tracer system was already developed and set to be utilized to track the alumni.
Output Indicator(s)													
1. Percentage of undergraduate students enrolled in CHED-identified and RDC-identified priority programs				65.00%		65.00%	-	-	68.31% (41,200/60,316)		68.31% (41,200/60,316)	3.31%	
2. Percentage of undergraduate programs with accreditation					98.00%	98.00%	-	-	-		-	-	Target is set in 4th Quarter. As of 3rd Quarter, 115 out of 120 (or 95.83%) accreditable undergraduate programs are accredited
ADVANCED EDUCATION PROGRAM	320100000000000												
OO : Higher education research improved to promote economic productivity and innovation													
Outcome Indicator(s)													
1. Percentage of graduate school faculty engaged in research work applied in any of the following:					26.00%	26.00%	-	-	-		-	-	Target is set in 4th Quarter. As of 3rd Quarter, 60 out of 139 (or 67.55%) faculty members in the graduate school are engaged in research work
a. pursuing advanced research degree programs (Ph.D.) or													
b. actively pursuing within the last three (3) years (investigative research, basic and applied scientific research, policy research, social science research) or													
c. producing technologies for commercialization or livelihood improvement or													
d. whose research work resulted in an													


Department : State Universities and Colleges (SUCs)
 Agency/Entity : Batangas State University
 Operating Unit : < not applicable >
 Organization Code (UACS) : 08 038 6000000

Particulars	UACS CODE	Physical Target (Budget Year)					Physical Accomplishment (Budget Year)					Variance as of September 30, 2024	Remarks
		1st Quarter	2nd Quarter	3rd Quarter	4th Quarter	Total	1st Quarter	2nd Quarter	3rd Quarter	4th Quarter	Total		
1	2	3	4	5	6	7	8	9	10	11	12	13	14
extension program													
Output Indicator(s)													
1. Percentage of graduate students enrolled in research degree programs				76.00%		76.00%	-	-	82.37% (1,719 / 2,087)		82.37% (1,719 / 2,087)	6.37%	
2. Percentage of accredited graduate programs					95.00%	95.00%	-	-	-			-	Target is set in 4th Quarter. As of 3rd Quarter, 22 out of 23 (or 95.65%) accreditable graduate programs are accredited
RESEARCH PROGRAM	320200800000000												
OO : Higher education research improved to promote economic productivity and innovation													
Outcome Indicator(s)													
1. Number of research outputs in the last three years utilized by the industry or by other beneficiaries		5	5	6	6	22	4	6	6		16	-6	The target for 3rd quarter was 6, and the actual accomplishment was 6, hence, there is no variance as of the reporting period. However, the indicated variance of -6 pertains to the accomplishment to date (16) minus the total annual target (22).
Output Indicator(s)													
1. Number of research outputs completed within the year		5	5	5	5	20	10	15	7		32	12	The target for 3rd quarter was 6, and the actual accomplishment was 7, hence, exceeding the target by 2. On the other hand, the total accomplishment to date was 32, it exceeded the target of 15 as of 3rd quarter by 17 completed research outputs. Said accomplishments were achieved through the implementation of various research programs, such as research forums, and through strategic efforts aimed at enhancing research and development within the University. Meanwhile, the variance of 12 indicates that the University has surpassed its annual target for this indicator, calculated as the accomplishment (32) to date minus the total annual target (20).
2. Percentage of research outputs published in Internationally-refereed or CHED recognized journal within the year		2.50%	2.50%	2.50%	2.50%	10.00%	0.00%	1.32% (1/76)	0.00%		1.32% (1/76)	-8.68%	There were no accomplishments in third quarter due to the uncertainty surrounding the acceptance of submitted research articles by faculty researchers in various refereed journals within the specified timeline. The responsible office for this matter will prioritize the


Department : State Universities and Colleges (SUCs)
 Agency/Entity : Batangas State University
 Operating Unit : < not applicable >
 Organization Code (UACS) : 08 038 000000

Particulars	UACS CODE	Physical Target (Budget Year)					Physical Accomplishment (Budget Year)					Variance as of September 30, 2024	Remarks
		1st Quarter	2nd Quarter	3rd Quarter	4th Quarter	Total	1st Quarter	2nd Quarter	3rd Quarter	4th Quarter	Total		
1	2	3	4	5	6	7	8	9	10	11	12	13	14
TECHNICAL ADVISORY EXTENSION PROGRAM	3301000000000000												
OO : Community engagement increased													
Outcome Indicator(s)													
1. Number of active partnerships with LGUs, industries, NGOs, NGAs, SMEs, and other stakeholders as a result of extension activities		47	35	17	17	116	31	35	19	-	85	-31	The target for 3rd quarter was 17, and the actual accomplishment was 19, thus, having a variance of 2. On the other hand, the target to date was 99, but the actual accomplishment was 85, resulting in a variance of -14 as of 3rd quarter. Subsequently, the indicated variance of -31 pertains to the accomplishment to date (85) minus the total annual target (116).
Output Indicator(s)													
1. Number of trainees weighted by the length of training		1,438	3,834	1,438	2,876	9,586	1,597.50	2,584.25	1,484.00	-	5,665.75	-3,920.25	The target for 3rd quarter was 1,438, and the actual accomplishment was 1,484, thus, having a variance of 46. On the other hand, the target to date was 6,710, but the actual accomplishment was 5,665.75, resulting in a variance of -1,044.25 as of 3rd quarter. Meanwhile, the indicated variance of -3920.25 pertains to the accomplishment to date (5,665.75) minus the total annual target (9,586).
2. Number of extension programs organized and supported consistent with the SUC's mandated and priority programs		51	135	51	102	339	67	155	99	-	321	-18	The target for 3rd quarter was 51, and the actual accomplishment was 99, exceeding the target by 48. On the other hand, the target to date was 237, yet the actual accomplishment of 321 surpassed it by 84. Meanwhile, the indicated variance of -18 pertains to the accomplishment to date (321) minus the total annual target (339).
3. Percentage of beneficiaries who rate the training course/s as satisfactory or higher in terms of quality and relevance		96.00%	96.00%	96.00%	96.00%	96.00%	99.94% (1,770/1,771)	99.93% (2,979/2,981)	99.80% (1,514/1,517)		99.90% (6,263/6,269)	3.90%	The target to date was 96%, yet the actual accomplishment of 99.80% surpassed it with 3.80%. This highlights the quality training provided by the University to its beneficiaries and the significant impact and benefits they receive from it. Meanwhile, the variance of 3.90% indicates that the University has surpassed its target for this indicator, calculated as the accomplishment to date (99.90%) minus the total annual target (96.00%).


Prepared By:


 Dr. CARMELA JOY L. DELGADO
 Planning Officer
 Date:

In coordination with:


 Mr. ROMEO L. RAMOS
 Budget Officer
 Date:

Approved By:


 Dr. TIRSO A. RONQUILLO
 Agency Head
 Date: