

MONTHLY REPORT OF DISBURSEMENTS

For the month of September 2024

Department : State Universities and Colleges (SUCs)
 Agency/Entity : Batangas State University
 Operating Unit : < not applicable >
 Organization Code (UACS) : 08 038 000000
 Fund Cluster : 01 - Regular Agency Fund

(e.g. UACS Fund Cluster: 01-Regular Agency Fund, 02-Foreign Assisted Projects Fund, 03-Special Account-Locally Funded/Domestic Grants Fund, etc.)

Particulars	Current Year Budget					Prior Year's Budget										SUB-TOTAL	
	PS	MOOE	FinEx	CO	TOTAL	Prior Year's Accounts Payable					Current Year's Accounts Payable						TOTAL
						PS	MOOE	FinEx	CO	Sub-Total	PS	MOOE	FinEx	CO	Sub-Total		
1	2	3	4	5	6=(2+3+4+5)	7	8	9	10	11=(7+8+9+10)	12	13	14	15	16=(12+13+14+15)	17=(11+16)	18=(6+17)
CASH DISBURSEMENTS	57,010,302.28	65,860,789.75	-	279,478.40	123,150,570.43	-	6,790,889.81	-	5,420,881.24	12,211,771.05	-	-	-	-	-	12,211,771.05	135,362,341.48
Notice of Cash Allocation (NCA)	57,010,302.28	65,860,789.75	-	279,478.40	123,150,570.43	-	6,790,889.81	-	5,420,881.24	12,211,771.05	-	-	-	-	-	12,211,771.05	135,362,341.48
MDS Checks Issued	45,713,087.25	65,372,837.02	-	279,478.40	111,365,402.67	-	6,790,889.81	-	5,420,881.24	12,211,771.05	-	-	-	-	-	12,211,771.05	123,577,173.72
Advice to Debit Account	11,297,215.03	487,952.73	-	-	11,785,167.76	-	-	-	-	-	-	-	-	-	-	-	11,785,167.76
Notice of Transfer Allocations (NTA)	-	-	-	-	-	-	-	-	-	-	-	-	-	-	-	-	-
MDS Checks Issued	-	-	-	-	-	-	-	-	-	-	-	-	-	-	-	-	-
Advice to Debit Account	-	-	-	-	-	-	-	-	-	-	-	-	-	-	-	-	-
Working Fund for FAPs	-	-	-	-	-	-	-	-	-	-	-	-	-	-	-	-	-
Cash Disbursement Ceiling (CDC)	-	-	-	-	-	-	-	-	-	-	-	-	-	-	-	-	-
TOTAL CASH DISBURSEMENTS	57,010,302.28	65,860,789.75	-	279,478.40	123,150,570.43	-	6,790,889.81	-	5,420,881.24	12,211,771.05	-	-	-	-	-	12,211,771.05	135,362,341.48
NON-CASH DISBURSEMENTS	4,993,280.64	448,322.05	-	12,590.69	5,454,193.38	-	114,263.66	-	358,259.05	472,522.71	-	-	-	-	-	472,522.71	5,926,716.09
Tax Remittance Advices Issued (TRA)	4,993,280.64	448,322.05	-	12,590.69	5,454,193.38	-	114,263.66	-	358,259.05	472,522.71	-	-	-	-	-	472,522.71	5,926,716.09
Non-Cash Availment Authority (NCAA)	-	-	-	-	-	-	-	-	-	-	-	-	-	-	-	-	-
Disbursements effected through outright deductions from claims (please specify...)	-	-	-	-	-	-	-	-	-	-	-	-	-	-	-	-	-
Overpayment of expenses(e.g. personnel benefits)	-	-	-	-	-	-	-	-	-	-	-	-	-	-	-	-	-
Restitution for loss of government property	-	-	-	-	-	-	-	-	-	-	-	-	-	-	-	-	-
Liquidated damages and similar claims	-	-	-	-	-	-	-	-	-	-	-	-	-	-	-	-	-
Others(TEF, BTr-Documentary Stamp Tax, etc.)	-	-	-	-	-	-	-	-	-	-	-	-	-	-	-	-	-
TOTAL NON-CASH DISBURSEMENTS	4,993,280.64	448,322.05	-	12,590.69	5,454,193.38	-	114,263.66	-	358,259.05	472,522.71	-	-	-	-	-	472,522.71	5,926,716.09
GRAND TOTAL	62,003,582.92	66,309,111.80	-	292,069.09	128,604,763.81	-	6,905,153.47	-	5,779,140.29	12,684,293.76	-	-	-	-	-	12,684,293.76	141,289,057.57

MONTHLY REPORT OF DISBURSEMENTS

For the month of September 2024

Department : State Universities and Colleges (SUCs)
 Agency/Entity : Batangas State University
 Operating Unit : < not applicable >
 Organization Code (UACS) : 08 038 0000000
 Fund Cluster : 01 - Regular Agency Fund

(e.g. UACS Fund Cluster: 01-Regular Agency Fund, 02-Foreign Assisted Projects Fund, 03-Special Account-Locally Funded/Domestic Grants Fund, etc.)


Particulars	Trust Liabilities				Grand Total					Remarks
	PS	MOOE	CO	TOTAL	PS	MOOE	FinEx	CO	TOTAL	
1	19	20	21	22=(19+20+21)	23	24	25	26	27=(23+24+25+26)	28
CASH DISBURSEMENTS	-	-	-	-	57,010,302.28	72,651,679.56	-	5,700,359.64	135,362,341.48	
Notice of Cash Allocation (NCA)	-	-	-	-	57,010,302.28	72,651,679.56	-	5,700,359.64	135,362,341.48	
MDS Checks Issued	-	-	-	-	45,713,087.25	72,163,726.83	-	5,700,359.64	123,577,173.72	
Advice to Debit Account	-	-	-	-	11,297,215.03	487,952.73	-	-	11,785,167.76	
Notice of Transfer Allocations (NTA)	-	-	-	-	-	-	-	-	-	
MDS Checks Issued	-	-	-	-	-	-	-	-	-	
Advice to Debit Account	-	-	-	-	-	-	-	-	-	
Working Fund for FAPs	-	-	-	-	-	-	-	-	-	
Cash Disbursement Ceiling (CDC)	-	-	-	-	-	-	-	-	-	
TOTAL CASH DISBURSEMENTS	-	-	-	-	57,010,302.28	72,651,679.56	-	5,700,359.64	135,362,341.48	
NON-CASH DISBURSEMENTS	-	-	-	-	4,993,280.64	562,585.71	-	370,849.74	5,926,716.09	
Tax Remittance Advices Issued (TRA)	-	-	-	-	4,993,280.64	562,585.71	-	370,849.74	5,926,716.09	
Non-Cash Availment Authority (NCAA)	-	-	-	-	-	-	-	-	-	
Disbursements effected through outright deductions from claims (please specify...)	-	-	-	-	-	-	-	-	-	
Overpayment of expenses(e.g. personnel benefits)	-	-	-	-	-	-	-	-	-	
Restitution for loss of government property	-	-	-	-	-	-	-	-	-	
Liquidated damages and similar claims	-	-	-	-	-	-	-	-	-	
Others(TEF, BTr-Documentary Stamp Tax, etc.)	-	-	-	-	-	-	-	-	-	
TOTAL NON-CASH DISBURSEMENTS	-	-	-	-	4,993,280.64	562,585.71	-	370,849.74	5,926,716.09	
GRAND TOTAL	-	-	-	-	62,003,582.92	73,214,265.27	-	6,071,209.38	141,289,057.57	

SUMMARY


Particulars (1)	Previous Report (2)	This Month (3)	As at Date (4)
Total Disbursement Authorities Received	1,024,292,638.11	126,189,721.09	1,150,482,359.20
NCA	998,294,460.44	120,263,005.00	1,118,557,465.44
NTA	-	-	-
Working Fund	-	-	-
TRA	25,998,177.67	5,926,716.09	31,924,893.76
CDC	-	-	-
NCAA	-	-	-
Less: Notice of Transfer of Allocations (NTA)* issued	-	-	-
Total Disbursement Authorities Available	1,024,292,638.11	126,189,721.09	1,150,482,359.20
Less:	-	-	-
Lapsed NCA	553.80	-	553.80
Disbursements	1,008,698,033.16	141,289,057.57	1,149,987,090.73
Less: Other Non-Cash Disbursements	-	-	-
Disbursements effected through outright deductions from claims	-	-	-
Overpayment of expenses(e.g. personnel benefits)	-	-	-
Restitution for loss of government property	-	-	-
Liquidated damages and similar claims	-	-	-
Others (e.g. TEF, BTr, Docs Stamp, etc.)	-	-	-
Add/Less: Adjustments (e.g. cancelled/staled checks)	-	-	-
Balance of Disbursement Authorities as at date	15,594,051.15	(15,099,336.48)	494,714.67
Total Disbursements Program	1,024,292,638.11	126,189,721.09	1,150,482,359.20
Less: *Actual Disbursements	1,008,698,586.96	141,289,057.57	1,149,987,644.53
(Over)/Under spending	15,594,051.15	(15,099,336.48)	494,714.67

Notes: * The use of NTA is discouraged
 Notes: ** Amounts should tally with the grand total disbursement (column 27).


Certified Correct:


MR. DANIEL JOHN F. FALO
 Asst. Director, Accounting
 Date:

Recommending Approval:


MR. ROMEO L. RAMOS
 Director for Financial Services
 Date:

Approved By:


DR. TIRSO A. RONQUILLO
 University President
 Date: