

STATEMENT OF APPROPRIATIONS, ALLOTMENTS, OBLIGATIONS, DISBURSEMENTS AND BALANCES

As at the Quarter Ending June 30, 2024

Department : State Universities and Colleges (SUCs)  
 Agency : Batangas State University  
 Operating Unit : < not applicable >  
 Organization Code (UACS) : 08 038 0000000  
 Fund Cluster : 01 Regular Agency Fund  
 (e.g. UACS Fund Cluster: 01-Regular Agency Fund, 02-Foreign Assisted Projects Fund, 03-Special Account-Locally Funded/Domestic Grants Fund, and 04-Special Account-Foreign Assisted/Foreign Grants Fund)

X	Current Year Appropriations
	Supplemental Appropriations
	Continuing Appropriations

Particulars	UACS CODE	Appropriations			Allotments					Current Year Obligations				
		Authorized Appropriations	Adjustments (Transfer To/From, Modifications/ Augmentations)	Adjusted Appropriations	Allotments Received	Adjustments (Reductions, Modifications/ Augmentations)	Transfer To	Transfer From	Adjusted Allotments	1st Quarter Ending March 31	2nd Quarter Ending June 30	3rd Quarter Ending September 30	4th Quarter Ending December 31	Total
1	2	3	4	5=(3+4)	6	7	8	9	10=[{(6+(-)7)-8+9]}	11	12	13	14	15=(11+12+13+14)
<b>I. Agency Specific Budget</b>		<b>2,055,990,000.00</b>	<b>(360,000,000.00)</b>	<b>1,695,990,000.00</b>	<b>1,541,241,004.00</b>	<b>(360,000,000.00)</b>	-	-	<b>1,181,241,004.00</b>	<b>143,404,325.53</b>	<b>631,836,813.66</b>	-	-	<b>775,241,139.19</b>
General Administration and Support	1000000000000000	134,959,000.00	-	134,959,000.00	110,495,642.00	-	-	-	110,495,642.00	19,252,078.10	28,268,469.16	-	-	47,520,547.26
General Management and Supervision	100000100001000	54,086,000.00	-	54,086,000.00	54,086,000.00	-	-	-	54,086,000.00	19,154,400.87	10,613,387.92	-	-	29,767,788.79
PS		28,337,000.00		28,337,000.00	28,337,000.00				28,337,000.00	9,655,041.20	7,150,980.95			16,806,022.15
MOOE		25,749,000.00		25,749,000.00	25,749,000.00				25,749,000.00	9,499,359.67	3,462,406.97			12,961,766.64
Administration of Personnel Benefits	100000100002000	80,873,000.00	-	80,873,000.00	56,409,642.00	-	-	-	56,409,642.00	97,677.23	17,655,081.24	-	-	17,752,758.47
PS		80,873,000.00		80,873,000.00	56,409,642.00				56,409,642.00	97,677.23	17,655,081.24			17,752,758.47
Sub-Total, General Administration and Support		134,959,000.00	-	134,959,000.00	110,495,642.00	-	-	-	110,495,642.00	19,252,078.10	28,268,469.16	-	-	47,520,547.26
PS		109,210,000.00	-	109,210,000.00	84,746,642.00	-	-	-	84,746,642.00	9,752,718.43	24,806,062.19	-	-	34,558,780.62
MOOE		25,749,000.00	-	25,749,000.00	25,749,000.00	-	-	-	25,749,000.00	9,499,359.67	3,462,406.97	-	-	12,961,766.64
Support to Operations	2000000000000000	6,148,000.00	-	6,148,000.00	6,148,000.00	-	-	-	6,148,000.00	716,327.38	1,490,380.49	-	-	2,206,707.87
Auxiliary Services	200000100001000	6,148,000.00	-	6,148,000.00	6,148,000.00	-	-	-	6,148,000.00	716,327.38	1,490,380.49	-	-	2,206,707.87
PS		5,134,000.00		5,134,000.00	5,134,000.00				5,134,000.00	647,364.01	1,452,415.49			2,099,779.50
MOOE		1,014,000.00		1,014,000.00	1,014,000.00				1,014,000.00	68,963.37	37,965.00			106,928.37
Sub-Total, Support to Operations		6,148,000.00	-	6,148,000.00	6,148,000.00	-	-	-	6,148,000.00	716,327.38	1,490,380.49	-	-	2,206,707.87
PS		5,134,000.00	-	5,134,000.00	5,134,000.00	-	-	-	5,134,000.00	647,364.01	1,452,415.49	-	-	2,099,779.50
MOOE		1,014,000.00	-	1,014,000.00	1,014,000.00	-	-	-	1,014,000.00	68,963.37	37,965.00	-	-	106,928.37
Operations	3000000000000000	1,914,883,000.00	(360,000,000.00)	1,554,883,000.00	1,424,597,362.00	(360,000,000.00)	-	-	1,064,597,362.00	123,435,920.05	602,077,964.01	-	-	725,513,884.06
OO : Relevant and quality tertiary education ensured to achieve inclusive growth and access of poor but deserving students to quality tertiary education increased		1,894,818,000.00	(360,000,000.00)	1,534,818,000.00	1,404,532,362.00	(360,000,000.00)	-	-	1,044,532,362.00	119,301,143.54	597,442,656.30	-	-	716,743,799.84
HIGHER EDUCATION PROGRAM		1,894,818,000.00	(360,000,000.00)	1,534,818,000.00	1,404,532,362.00	(360,000,000.00)	-	-	1,044,532,362.00	119,301,143.54	597,442,656.30	-	-	716,743,799.84
Provision of Higher Education Services	310100100002000	575,450,000.00	-	575,450,000.00	575,450,000.00	-	-	-	575,450,000.00	119,301,143.54	164,763,320.80	-	-	284,064,464.34
PS		427,570,000.00		427,570,000.00	427,570,000.00				427,570,000.00	89,434,389.53	123,498,826.27			212,933,215.80
MOOE		120,230,000.00		120,230,000.00	120,230,000.00				120,230,000.00	29,866,754.01	23,711,094.95			53,577,848.96
CO		27,650,000.00		27,650,000.00	27,650,000.00				27,650,000.00		17,553,399.58			17,553,399.58
Project(s)		1,319,368,000.00	(360,000,000.00)	959,368,000.00	829,082,362.00	(360,000,000.00)	-	-	469,082,362.00	-	432,679,335.50	-	-	432,679,335.50
Locally-Funded Project(s)		1,319,368,000.00	(360,000,000.00)	959,368,000.00	829,082,362.00	(360,000,000.00)	-	-	469,082,362.00	-	432,679,335.50	-	-	432,679,335.50
Free Higher Education	310100200022000	922,368,000.00	-	922,368,000.00	432,082,362.00	-	-	-	432,082,362.00	-	432,082,362.00	-	-	432,082,362.00
MOOE		922,368,000.00		922,368,000.00	432,082,362.00				432,082,362.00		432,082,362.00			432,082,362.00



Particulars	UACS CODE	Current Year Disbursements					Balances				
		1st Quarter Ending March 31	2nd Quarter Ending June 30	3rd Quarter Ending September 30	4th Quarter Ending December 31	Total	Unreleased Appropriations	Unobligated Allotments	Unpaid Obligations (15-20)=(23+24)		
		16	17	18	19	20=(16+17+18+19)			21	22	23
<b>I. Agency Specific Budget</b>		<b>134,137,847.66</b>	<b>614,147,281.53</b>	-	-	<b>748,285,129.19</b>	<b>514,748,996.00</b>	<b>405,999,864.81</b>	<b>7,175,834.86</b>	<b>19,780,175.14</b>	
General Administration and Support	1000000000000000	16,067,056.46	28,692,711.27	-	-	44,759,767.73	24,463,358.00	62,975,094.74	1,922,293.21	838,486.32	
General Management and Supervision	100000100001000	16,067,056.46	11,348,927.79	-	-	27,415,984.25	-	24,318,211.21	1,513,318.22	838,486.32	
PS		9,473,679.13	6,666,440.50	-	-	16,140,119.63	-	11,530,977.85	665,902.52	-	
MOOE		6,593,377.33	4,682,487.29	-	-	11,275,864.62	-	12,787,233.36	847,415.70	838,486.32	
Administration of Personnel Benefits	100000100002000	-	17,343,783.48	-	-	17,343,783.48	24,463,358.00	38,656,883.53	408,974.99	-	
PS		-	17,343,783.48	-	-	17,343,783.48	24,463,358.00	38,656,883.53	408,974.99	-	
Sub-Total, General Administration and Support		16,067,056.46	28,692,711.27	-	-	44,759,767.73	24,463,358.00	62,975,094.74	1,922,293.21	838,486.32	
PS		9,473,679.13	24,010,223.98	-	-	33,483,903.11	24,463,358.00	50,187,861.38	1,074,877.51	-	
MOOE		6,593,377.33	4,682,487.29	-	-	11,275,864.62	-	12,787,233.36	847,415.70	838,486.32	
Support to Operations	2000000000000000	697,424.89	1,423,520.80	-	-	2,120,945.69	-	3,941,292.13	85,762.18	-	
Auxiliary Services	200000100001000	697,424.89	1,423,520.80	-	-	2,120,945.69	-	3,941,292.13	85,762.18	-	
PS		628,461.52	1,387,781.80	-	-	2,016,243.32	-	3,034,220.50	83,536.18	-	
MOOE		68,963.37	35,739.00	-	-	104,702.37	-	907,071.63	2,226.00	-	
Sub-Total, Support to Operations		697,424.89	1,423,520.80	-	-	2,120,945.69	-	3,941,292.13	85,762.18	-	
PS		628,461.52	1,387,781.80	-	-	2,016,243.32	-	3,034,220.50	83,536.18	-	
MOOE		68,963.37	35,739.00	-	-	104,702.37	-	907,071.63	2,226.00	-	
Operations	3000000000000000	117,373,366.31	584,031,049.46	-	-	701,404,415.77	490,285,638.00	339,083,477.94	5,167,779.47	18,941,688.82	
OO : Relevant and quality tertiary education ensured to achieve inclusive growth and access of poor but deserving students to quality tertiary education increased		113,558,576.50	579,519,832.40	-	-	693,078,408.90	490,285,638.00	327,788,562.16	4,903,422.94	18,761,968.00	
HIGHER EDUCATION PROGRAM		113,558,576.50	579,519,832.40	-	-	693,078,408.90	490,285,638.00	327,788,562.16	4,903,422.94	18,761,968.00	
Provision of Higher Education Services	310100100002000	113,558,576.50	147,059,370.90	-	-	260,617,947.40	-	291,385,535.66	4,833,798.94	18,612,718.00	
PS		87,089,206.82	123,092,152.72	-	-	210,181,359.54	-	214,636,784.20	2,751,856.26	(0.00)	
MOOE		26,469,369.68	23,967,218.18	-	-	50,436,587.86	-	66,652,151.04	2,081,942.68	1,059,318.42	
CO		-	-	-	-	-	-	10,096,600.42	-	17,553,399.58	
Project(s)		-	432,460,461.50	-	-	432,460,461.50	490,285,638.00	36,403,026.50	69,624.00	149,250.00	
Locally-Funded Project(s)		-	432,460,461.50	-	-	432,460,461.50	490,285,638.00	36,403,026.50	69,624.00	149,250.00	
Free Higher Education	310100200022000	-	432,082,362.00	-	-	432,082,362.00	490,285,638.00	-	-	-	
MOOE		-	432,082,362.00	-	-	432,082,362.00	490,285,638.00	-	-	-	



Particulars	UACS CODE	Appropriations			Allotments					Current Year Obligations				
		Authorized Appropriations	Adjustments (Transfer To/From, Modifications/ Augmentations)	Adjusted Appropriations	Allotments Received	Adjustments (Reductions, Modifications/ Augmentations)	Transfer To	Transfer From	Adjusted Allotments	1st Quarter Ending March 31	2nd Quarter Ending June 30	3rd Quarter Ending September 30	4th Quarter Ending December 31	Total
1	2	3	4	5=(3+4)	6	7	8	9	10=[(6+(-)7)-8+9]	11	12	13	14	15=(11+12+13+14)
Tulong Dunong Program	310100200025000	4,000,000.00	-	4,000,000.00	4,000,000.00	-	-	-	4,000,000.00	-	-	-	-	-
MOOE		4,000,000.00		4,000,000.00	4,000,000.00				4,000,000.00					
Capacity Development on Futures Thinking and Strategic Foresight	310100200026000	2,000,000.00	-	2,000,000.00	2,000,000.00	-	-	-	2,000,000.00	-	530,074.28	-	-	530,074.28
MOOE		2,000,000.00		2,000,000.00	2,000,000.00				2,000,000.00		530,074.28			530,074.28
Increase in Carrying Capacity of the College of Medicine	310100200028000	20,000,000.00	-	20,000,000.00	20,000,000.00	-	-	-	20,000,000.00	-	-	-	-	-
MOOE		10,000,000.00		10,000,000.00	10,000,000.00				10,000,000.00					
CO		10,000,000.00		10,000,000.00	10,000,000.00				10,000,000.00					
Construction of Three (3) Storey Learning Center Building, BatStateU San Juan	310100200030000	20,000,000.00	(20,000,000.00)	-	20,000,000.00	(20,000,000.00)	-	-	-	-	-	-	-	-
CO		20,000,000.00	(20,000,000.00)	-	20,000,000.00	(20,000,000.00)			-					-
Completion of Five (5) Storey Technohub Building, KIST Park	310100200031000	300,000,000.00	(300,000,000.00)	-	300,000,000.00	(300,000,000.00)	-	-	-	-	-	-	-	-
CO		300,000,000.00	(300,000,000.00)	-	300,000,000.00	(300,000,000.00)			-					-
National Engineering Education Development (NEED) Program	310100200032000	10,000,000.00	-	10,000,000.00	10,000,000.00	-	-	-	10,000,000.00	-	66,899.22	-	-	66,899.22
MOOE		10,000,000.00		10,000,000.00	10,000,000.00				10,000,000.00		66,899.22			66,899.22
Financial Assistance to Athletes and Athletic Program	310100200033000	1,000,000.00	-	1,000,000.00	1,000,000.00	-	-	-	1,000,000.00	-	-	-	-	-
MOOE		1,000,000.00		1,000,000.00	1,000,000.00				1,000,000.00					
Construction of Multi-Purpose Building (Dormitory)	310100200034000	40,000,000.00	(40,000,000.00)	-	40,000,000.00	(40,000,000.00)	-	-	-	-	-	-	-	-
CO		40,000,000.00	(40,000,000.00)	-	40,000,000.00	(40,000,000.00)			-					-
OO : Higher education research improved to promote economic productivity and innovation		16,165,000.00	-	16,165,000.00	16,165,000.00	-	-	-	16,165,000.00	3,189,766.45	3,489,052.37	-	-	6,678,818.82
ADVANCED EDUCATION PROGRAM		10,042,000.00	-	10,042,000.00	10,042,000.00	-	-	-	10,042,000.00	1,624,290.00	2,329,760.73	-	-	3,954,050.73
Provision of Advanced Education Services	320100100001000	10,042,000.00	-	10,042,000.00	10,042,000.00	-	-	-	10,042,000.00	1,624,290.00	2,329,760.73	-	-	3,954,050.73
PS		9,785,000.00		9,785,000.00	9,785,000.00				9,785,000.00	1,574,790.00	2,306,468.73			3,881,258.73
MOOE		257,000.00		257,000.00	257,000.00				257,000.00	49,500.00	23,292.00			72,792.00
RESEARCH PROGRAM		6,123,000.00	-	6,123,000.00	6,123,000.00	-	-	-	6,123,000.00	1,565,476.45	1,159,291.64	-	-	2,724,768.09
Conduct of Research Services	320200100001000	6,123,000.00	-	6,123,000.00	6,123,000.00	-	-	-	6,123,000.00	1,565,476.45	1,159,291.64	-	-	2,724,768.09
PS		3,266,000.00		3,266,000.00	3,266,000.00				3,266,000.00	682,216.79	955,147.35			1,637,364.14
MOOE		2,857,000.00		2,857,000.00	2,857,000.00				2,857,000.00	883,259.66	204,144.29			1,087,403.95
OO : Community engagement increased		3,900,000.00	-	3,900,000.00	3,900,000.00	-	-	-	3,900,000.00	945,010.06	1,146,255.34	-	-	2,091,265.40
TECHNICAL ADVISORY EXTENSION PROGRAM		3,900,000.00	-	3,900,000.00	3,900,000.00	-	-	-	3,900,000.00	945,010.06	1,146,255.34	-	-	2,091,265.40
Provision of Extension Services	330100100001000	3,900,000.00	-	3,900,000.00	3,900,000.00	-	-	-	3,900,000.00	945,010.06	1,146,255.34	-	-	2,091,265.40
PS		2,922,000.00		2,922,000.00	2,922,000.00				2,922,000.00	620,435.79	855,632.00			1,476,067.79
MOOE		978,000.00		978,000.00	978,000.00				978,000.00	324,574.27	290,623.34			615,197.61
Sub-Total, Operations		1,914,883,000.00	(360,000,000.00)	1,554,883,000.00	1,424,597,362.00	(360,000,000.00)	-	-	1,064,597,362.00	123,435,920.05	602,077,964.01	-	-	725,513,884.06
PS		443,543,000.00	-	443,543,000.00	443,543,000.00	-	-	-	443,543,000.00	92,311,832.11	127,616,074.35	-	-	219,927,906.46
MOOE		1,073,690,000.00	-	1,073,690,000.00	583,404,362.00	-	-	-	583,404,362.00	31,124,087.94	456,908,490.08	-	-	488,032,578.02
CO		397,650,000.00	(360,000,000.00)	37,650,000.00	397,650,000.00	(360,000,000.00)	-	-	37,650,000.00	-	17,553,399.58	-	-	17,553,399.58



Particulars	UACS CODE	Current Year Disbursements					Balances			
		1st Quarter Ending March 31	2nd Quarter Ending June 30	3rd Quarter Ending September 30	4th Quarter Ending December 31	Total	Unreleased Appropriations	Unobligated Allotments	Unpaid Obligations (15-20)=(23+24)	
		16	17	18	19	20=(16+17+18+19)			21	22
Tulong Dunong Program	310100200025000	-	-	-	-	-	-	4,000,000.00	-	-
MOOE								4,000,000.00		
Capacity Development on Futures Thinking and Strategic Foresight	310100200026000	-	311,200.28	-	-	311,200.28	-	1,469,925.72	69,624.00	149,250.00
MOOE			311,200.28			311,200.28		1,469,925.72	69,624.00	149,250.00
Increase in Carrying Capacity of the College of Medicine	310100200028000	-	-	-	-	-	-	20,000,000.00	-	-
MOOE								10,000,000.00		
CO								10,000,000.00		
Construction of Three (3) Storey Learning Center Building, BatStateU San Juan	310100200030000	-	-	-	-	-	-	-	-	-
CO								-		
Completion of Five (5) Storey Technohub Building, KIST Park	310100200031000	-	-	-	-	-	-	-	-	-
CO								-		
National Engineering Education Development (NEED) Program	310100200032000	-	66,899.22	-	-	66,899.22	-	9,933,100.78	-	-
MOOE			66,899.22			66,899.22		9,933,100.78		
Financial Assistance to Athletes and Athletic Program	310100200033000	-	-	-	-	-	-	1,000,000.00	-	-
MOOE								1,000,000.00		
Construction of Multi-Purpose Building (Dormitory)	310100200034000	-	-	-	-	-	-	-	-	-
CO								-		
OO : Higher education research improved to promote economic productivity and innovation		3,070,444.28	3,380,602.59	-	-	6,451,046.87	-	9,486,181.18	154,705.63	73,066.32
ADVANCED EDUCATION PROGRAM		1,550,184.48	2,321,084.70	-	-	3,871,269.18	-	6,087,949.27	81,681.55	1,100.00
Provision of Advanced Education Services	320100100001000	1,550,184.48	2,321,084.70	-	-	3,871,269.18	-	6,087,949.27	81,681.55	1,100.00
PS		1,550,184.48	2,249,392.70			3,799,577.18		5,903,741.27	81,681.55	-
MOOE			71,692.00			71,692.00		184,208.00		1,100.00
RESEARCH PROGRAM		1,520,259.80	1,059,517.89	-	-	2,579,777.69	-	3,398,231.91	73,024.08	71,966.32
Conduct of Research Services	320200100001000	1,520,259.80	1,059,517.89	-	-	2,579,777.69	-	3,398,231.91	73,024.08	71,966.32
PS		668,580.14	928,665.84			1,597,245.98		1,628,635.86	40,118.16	-
MOOE		851,679.66	130,852.05			982,531.71		1,769,596.05	32,905.92	71,966.32
OO : Community engagement increased		744,345.53	1,130,614.47	-	-	1,874,960.00	-	1,808,734.60	109,650.90	106,654.50
TECHNICAL ADVISORY EXTENSION PROGRAM		744,345.53	1,130,614.47	-	-	1,874,960.00	-	1,808,734.60	109,650.90	106,654.50
Provision of Extension Services	330100100001000	744,345.53	1,130,614.47	-	-	1,874,960.00	-	1,808,734.60	109,650.90	106,654.50
PS		577,724.08	859,040.63			1,436,764.71		1,445,932.21	39,303.08	-
MOOE		166,621.45	271,573.84			438,195.29		362,802.39	70,347.82	106,654.50
Sub-Total, Operations		117,373,366.31	584,031,049.46	-	-	701,404,415.77	490,285,638.00	339,083,477.94	5,167,779.47	18,941,688.82
PS		89,885,695.52	127,129,251.89	-	-	217,014,947.41	-	223,615,093.54	2,912,959.05	(0.00)
MOOE		27,487,670.79	456,901,797.57	-	-	484,389,468.36	490,285,638.00	95,371,783.98	2,254,820.42	1,388,289.24
CO		-	-	-	-	-	-	20,096,600.42	-	17,553,399.58




Particulars	UACS CODE	Appropriations			Allotments					Current Year Obligations				
		Authorized Appropriations	Adjustments (Transfer To/From, Modifications/ Augmentations)	Adjusted Appropriations	Allotments Received	Adjustments (Reductions, Modifications/ Augmentations)	Transfer To	Transfer From	Adjusted Allotments	1st Quarter Ending March 31	2nd Quarter Ending June 30	3rd Quarter Ending September 30	4th Quarter Ending December 31	Total
1	2	3	4	5=(3+4)	6	7	8	9	10=[(6+(-7))-8+9]	11	12	13	14	15=(11+12+13+14)
<b>Sub-Total, I. Agency Specific Budget</b>		<b>2,055,990,000.00</b>	<b>(360,000,000.00)</b>	<b>1,695,990,000.00</b>	<b>1,541,241,004.00</b>	<b>(360,000,000.00)</b>	-	-	<b>1,181,241,004.00</b>	<b>143,404,325.53</b>	<b>631,836,813.66</b>	-	-	<b>775,241,139.19</b>
PS		557,887,000.00	-	557,887,000.00	533,423,642.00	-	-	533,423,642.00	102,711,914.55	153,874,552.03	-	-	-	256,586,466.58
MOOE		1,100,453,000.00	-	1,100,453,000.00	610,167,362.00	-	-	610,167,362.00	40,692,410.98	460,408,862.05	-	-	-	501,101,273.03
CO		397,650,000.00	(360,000,000.00)	37,650,000.00	397,650,000.00	(360,000,000.00)	-	-	37,650,000.00	-	17,553,399.58	-	-	17,553,399.58
<b>II. Automatic Appropriations</b>		<b>42,434,000.00</b>	<b>5,199,048.00</b>	<b>47,633,048.00</b>	<b>47,633,048.00</b>	-	-	<b>47,633,048.00</b>	<b>10,541,357.82</b>	<b>12,128,400.37</b>	-	-	-	<b>22,669,758.19</b>
Specific Budgets of National Government Agencies		42,434,000.00	5,199,048.00	47,633,048.00	47,633,048.00	-	-	47,633,048.00	10,541,357.82	12,128,400.37	-	-	-	22,669,758.19
Retirement and Life Insurance Premiums		42,434,000.00	5,199,048.00	47,633,048.00	47,633,048.00	-	-	47,633,048.00	10,541,357.82	12,128,400.37	-	-	-	22,669,758.19
PS		42,434,000.00	5,199,048.00	47,633,048.00	47,633,048.00	-	-	47,633,048.00	10,541,357.82	12,128,400.37	-	-	-	22,669,758.19
<b>Sub-total II. Automatic Appropriations</b>		<b>42,434,000.00</b>	<b>5,199,048.00</b>	<b>47,633,048.00</b>	<b>47,633,048.00</b>	-	-	<b>47,633,048.00</b>	<b>10,541,357.82</b>	<b>12,128,400.37</b>	-	-	-	<b>22,669,758.19</b>
PS		42,434,000.00	5,199,048.00	47,633,048.00	47,633,048.00	-	-	47,633,048.00	10,541,357.82	12,128,400.37	-	-	-	22,669,758.19
<b>GRAND TOTAL</b>		<b>2,098,424,000.00</b>	<b>(354,800,952.00)</b>	<b>1,743,623,048.00</b>	<b>1,588,874,052.00</b>	<b>(360,000,000.00)</b>	-	-	<b>1,228,874,052.00</b>	<b>153,945,683.35</b>	<b>643,965,214.03</b>	-	-	<b>797,910,897.38</b>
PS		600,321,000.00	5,199,048.00	605,520,048.00	581,056,690.00	-	-	581,056,690.00	113,253,272.37	166,002,952.40	-	-	-	279,256,224.77
MOOE		1,100,453,000.00	-	1,100,453,000.00	610,167,362.00	-	-	610,167,362.00	40,692,410.98	460,408,862.05	-	-	-	501,101,273.03
CO		397,650,000.00	(360,000,000.00)	37,650,000.00	397,650,000.00	(360,000,000.00)	-	-	37,650,000.00	-	17,553,399.58	-	-	17,553,399.58
<b>Recapitulation by OO:</b>														
I. Agency Specific Budget		1,914,883,000.00	(360,000,000.00)	1,554,883,000.00	1,424,597,362.00	(360,000,000.00)	-	-	1,064,597,362.00	123,435,920.05	602,077,964.01	-	-	725,513,884.06
HIGHER EDUCATION PROGRAM		1,894,818,000.00	(360,000,000.00)	1,534,818,000.00	1,404,532,362.00	(360,000,000.00)	-	-	1,044,532,362.00	119,301,143.54	597,442,656.30	-	-	716,743,799.84
TECHNICAL ADVISORY EXTENSION PROGRAM		3,900,000.00	-	3,900,000.00	3,900,000.00	-	-	3,900,000.00	945,010.06	1,146,255.34	-	-	-	2,091,265.40
ADVANCED EDUCATION PROGRAM		10,042,000.00	-	10,042,000.00	10,042,000.00	-	-	10,042,000.00	1,624,290.00	2,329,760.73	-	-	-	3,954,050.73
RESEARCH PROGRAM		6,123,000.00	-	6,123,000.00	6,123,000.00	-	-	6,123,000.00	1,565,476.45	1,159,291.64	-	-	-	2,724,768.09




Particulars	UACS CODE	Current Year Disbursements					Balances			
		1st Quarter Ending March 31	2nd Quarter Ending June 30	3rd Quarter Ending September 30	4th Quarter Ending December 31	Total	Unreleased Appropriations	Unobligated Allotments	Unpaid Obligations (15-20)=(23+24)	
		16	17	18	19	20=(16+17+18+19)			21	22
Sub-Total, I. Agency Specific Budget		134,137,847.66	614,147,281.53	-	-	748,285,129.19	514,748,996.00	405,999,864.81	7,175,834.86	19,780,175.14
PS		99,987,836.17	152,527,257.67	-	-	252,515,093.84	24,463,358.00	276,837,175.42	4,071,372.74	(0.00)
MOOE		34,150,011.49	461,620,023.86	-	-	495,770,035.35	490,285,638.00	109,066,088.97	3,104,462.12	2,226,775.56
CO		-	-	-	-	-	-	20,096,600.42	-	17,553,399.58
II. Automatic Appropriations		10,190,934.78	11,379,517.23	-	-	21,570,452.01	-	24,963,289.81	1,099,306.18	(0.00)
Specific Budgets of National Government Agencies		10,190,934.78	11,379,517.23	-	-	21,570,452.01	-	24,963,289.81	1,099,306.18	(0.00)
Retirement and Life Insurance Premiums		10,190,934.78	11,379,517.23	-	-	21,570,452.01	-	24,963,289.81	1,099,306.18	(0.00)
PS		10,190,934.78	11,379,517.23	-	-	21,570,452.01	-	24,963,289.81	1,099,306.18	(0.00)
Sub-total II. Automatic Appropriations		10,190,934.78	11,379,517.23	-	-	21,570,452.01	-	24,963,289.81	1,099,306.18	(0.00)
PS		10,190,934.78	11,379,517.23	-	-	21,570,452.01	-	24,963,289.81	1,099,306.18	(0.00)
GRAND TOTAL		144,328,782.44	625,526,798.76	-	-	769,855,581.20	514,748,996.00	430,963,154.62	8,275,141.04	19,780,175.14
PS		110,178,770.95	163,906,774.90	-	-	274,085,545.85	24,463,358.00	301,800,465.23	5,170,678.92	(0.00)
MOOE		34,150,011.49	461,620,023.86	-	-	495,770,035.35	490,285,638.00	109,066,088.97	3,104,462.12	2,226,775.56
CO		-	-	-	-	-	-	20,096,600.42	-	17,553,399.58
<b>Recapitulation by OO:</b>										
I. Agency Specific Budget		117,373,366.31	584,031,049.46	-	-	701,404,415.77	490,285,638.00	339,083,477.94	5,167,779.47	18,941,688.82
HIGHER EDUCATION PROGRAM		113,558,576.50	579,519,832.40	-	-	693,078,408.90	490,285,638.00	327,788,562.16	4,903,422.94	18,761,968.00
TECHNICAL ADVISORY EXTENSION PROGRAM		744,345.53	1,130,614.47	-	-	1,874,960.00	-	1,808,734.60	109,650.90	106,654.50
ADVANCED EDUCATION PROGRAM		1,550,184.48	2,321,084.70	-	-	3,871,269.18	-	6,087,949.27	81,681.55	1,100.00
RESEARCH PROGRAM		1,520,259.80	1,059,517.89	-	-	2,579,777.69	-	3,398,231.91	73,024.08	71,966.32

This report was generated using the Unified Reporting System on July 18, 2024


Certified Correct:

  
 PINEDA, CZARINA YVETTE ALDA  
 Budget Officer  
 Date:


Certified Correct:

  
 FALO, DANIEL JOHN FROGOSA  
 Accountant  
 Date:

Recommending Approval:

  
 RAMOS, ROMEO LANDICHO  
 Director, FMS  
 Date:

Approved by:

  
 RONQUILLO, TIRSO ALCOS  
 Agency Head  
 Date: