

STATEMENT OF APPROPRIATIONS, ALLOTMENTS, OBLIGATIONS, DISBURSEMENTS AND BALANCES
As at the Quarter Ending March 31, 2024

Department : State Universities and Colleges (SUCs)
 Agency : Batangas State University
 Operating Unit : < not applicable >
 Organization Code (UACS) : 08 038 0000000
 Fund Cluster : 01 Regular Agency Fund
 (e.g. UACS Fund Cluster: 01-Regular Agency Fund, 02-Foreign Assisted Projects Fund, 03-Special Account-Locally Funded/Domestic Grants Fund, and 04-Special Account-Foreign Assisted/Foreign Grants Fund)

	Current Year Appropriations
	Supplemental Appropriations
X	Continuing Appropriations

Particulars	UACS CODE	Appropriations			Allotments						Current Year Obligations				
		Authorized Appropriations	Adjustments (Transfer To/From, Modifications/Augmentations)	Adjusted Appropriations	Allotments Received		Adjustments (Reductions, Modifications/Augmentations)	Transfer To	Transfer From	Adjusted Allotments	1st Quarter Ending March 31	2nd Quarter Ending June 30	3rd Quarter Ending September 30	4th Quarter Ending December 31	Total
					SARO	Unobligated									
1	2	3	4	5=(3+4)	6	7	8	9	10=[(6+(-)-7)-8+9]	11	12	13	14	15=(11+12+13+14)	
I. Agency Specific Budget		108,328,327.65	-	108,328,327.65	-	108,328,327.65	-	-	-	108,328,327.65	3,244,097.75	-	-	-	3,244,097.75
Operations	3000000000000000	108,328,327.65	-	108,328,327.65	-	108,328,327.65	-	-	-	108,328,327.65	3,244,097.75	-	-	-	3,244,097.75
OO : Relevant and quality tertiary education ensured to achieve inclusive growth and access of poor but deserving students to quality tertiary education increased		108,328,327.65	-	108,328,327.65	-	108,328,327.65	-	-	-	108,328,327.65	3,244,097.75	-	-	-	3,244,097.75
HIGHER EDUCATION PROGRAM		108,328,327.65	-	108,328,327.65	-	108,328,327.65	-	-	-	108,328,327.65	3,244,097.75	-	-	-	3,244,097.75
Project(s)		108,328,327.65	-	108,328,327.65	-	108,328,327.65	-	-	-	108,328,327.65	3,244,097.75	-	-	-	3,244,097.75
Locally-Funded Project(s)		108,328,327.65	-	108,328,327.65	-	108,328,327.65	-	-	-	108,328,327.65	3,244,097.75	-	-	-	3,244,097.75
Increase in carrying capacity of Nursing and Allied Health Programs	310100200023000	37,874,837.84	-	37,874,837.84	-	37,874,837.84	-	-	-	37,874,837.84	858,008.22	-	-	-	858,008.22
MOOE		19,481,857.85		19,481,857.85		19,481,857.85				19,481,857.85	858,008.22				858,008.22
CO		18,392,979.99		18,392,979.99		18,392,979.99				18,392,979.99					-
Capacity Development on Futures Thinking and Strategic Foresight	310100200026000	2,000,000.00	-	2,000,000.00	-	2,000,000.00	-	-	-	2,000,000.00	1,258,693.89	-	-	-	1,258,693.89
MOOE		2,000,000.00		2,000,000.00		2,000,000.00				2,000,000.00	1,258,693.89				1,258,693.89
Higher Education Research and Innovation Project	310100200027000	1,759,181.43	-	1,759,181.43	-	1,759,181.43	-	-	-	1,759,181.43	1,127,395.64	-	-	-	1,127,395.64
MOOE		1,759,181.43		1,759,181.43		1,759,181.43				1,759,181.43	1,127,395.64				1,127,395.64
Increase in Carrying Capacity of the College of Medicine	310100200028000	65,000,000.00	-	65,000,000.00	-	65,000,000.00	-	-	-	65,000,000.00	-	-	-	-	-
MOOE		15,000,000.00		15,000,000.00		15,000,000.00				15,000,000.00					-
CO		50,000,000.00		50,000,000.00		50,000,000.00				50,000,000.00					-
Construction of Three (3) Storey Learning Center Building, BatStateU San Juan	310100200030000	1,694,308.38	-	1,694,308.38	-	1,694,308.38	-	-	-	1,694,308.38	-	-	-	-	-
CO		1,694,308.38		1,694,308.38		1,694,308.38				1,694,308.38					-
Sub-Total, Operations		108,328,327.65	-	108,328,327.65	-	108,328,327.65	-	-	-	108,328,327.65	3,244,097.75	-	-	-	3,244,097.75
MOOE		38,241,039.28	-	38,241,039.28	-	38,241,039.28	-	-	-	38,241,039.28	3,244,097.75	-	-	-	3,244,097.75
CO		70,087,288.37	-	70,087,288.37	-	70,087,288.37	-	-	-	70,087,288.37	-	-	-	-	-

Particulars	UACS CODE	Current Year Disbursements					Balances			
		1st Quarter Ending March 31	2nd Quarter Ending June 30	3rd Quarter Ending September 30	4th Quarter Ending December 31	Total	Unused Funds		Unpaid Obligations (15-20)=(23+24)	
		16	17	18	19	20=(16+17+18+19)	Unreleased Appropriations	Unobligated Allotments	Due and Demandable	Not Yet Due and Demandable
1	2	16	17	18	19	20=(16+17+18+19)	21	22	23	24
I. Agency Specific Budget		1,403,126.75	-	-	-	1,403,126.75	-	105,084,229.90	262,121.00	1,578,850.00
Operations	3000000000000000	1,403,126.75	-	-	-	1,403,126.75	-	105,084,229.90	262,121.00	1,578,850.00
OO : Relevant and quality tertiary education ensured to achieve inclusive growth and access of poor but deserving students to quality tertiary education increased		1,403,126.75	-	-	-	1,403,126.75	-	105,084,229.90	262,121.00	1,578,850.00
HIGHER EDUCATION PROGRAM		1,403,126.75	-	-	-	1,403,126.75	-	105,084,229.90	262,121.00	1,578,850.00
Project(s)		1,403,126.75	-	-	-	1,403,126.75	-	105,084,229.90	262,121.00	1,578,850.00
Locally-Funded Project(s)		1,403,126.75	-	-	-	1,403,126.75	-	105,084,229.90	262,121.00	1,578,850.00
Increase in carrying capacity of Nursing and Allied Health Programs	310100200023000	787,073.22	-	-	-	787,073.22	-	37,016,829.62	-	70,935.00
MOOE		787,073.22				787,073.22	-	18,623,849.63		70,935.00
CO						-	-	18,392,979.99		-
Capacity Development on Futures Thinking and Strategic Foresight	310100200026000	320,757.89	-	-	-	320,757.89	-	741,306.11	187,936.00	750,000.00
MOOE		320,757.89				320,757.89	-	741,306.11	187,936.00	750,000.00
Higher Education Research and Innovation Project	310100200027000	295,295.64	-	-	-	295,295.64	-	631,785.79	3,250.00	828,850.00
MOOE		295,295.64				295,295.64	-	631,785.79	3,250.00	828,850.00
Increase in Carrying Capacity of the College of Medicine	310100200028000	-	-	-	-	-	-	65,000,000.00	70,935.00	70,935.00
MOOE						-	-	15,000,000.00	70,935.00	70,935.00
CO						-	-	50,000,000.00		-
Construction of Three (3) Storey Learning Center Building, BatStateU San Juan	310100200030000	-	-	-	-	-	-	1,694,308.38	-	-
CO						-	-	1,694,308.38		-
Sub-Total, Operations		1,403,126.75	-	-	-	1,403,126.75	-	105,084,229.90	262,121.00	1,578,850.00
MOOE		1,403,126.75	-	-	-	1,403,126.75	-	34,996,941.53	262,121.00	1,578,850.00
CO		-	-	-	-	-	-	70,087,288.37	-	-


Particulars	UACS CODE	Appropriations			Allotments						Current Year Obligations				
		Authorized Appropriations	Adjustments (Transfer To/From, Modifications/ Augmentations)	Adjusted Appropriations	Allotments Received		Adjustments (Reductions, Modifications/ Augmentations)	Transfer To	Transfer From	Adjusted Allotments	1st Quarter Ending March 31	2nd Quarter Ending June 30	3rd Quarter Ending September 30	4th Quarter Ending December 31	Total
					SARO	Unobligated									
1	2	3	4	5=(3+4)	6	7	8	9	10=[(6+(-)7)-8+9]	11	12	13	14	15=(11+12+13+14)	
Sub-Total, I. Agency Specific Budget		108,328,327.65	-	108,328,327.65	-	108,328,327.65	-	-	-	108,328,327.65	3,244,097.75	-	-	-	3,244,097.75
MOOE		38,241,039.28	-	38,241,039.28	-	38,241,039.28	-	-	-	38,241,039.28	3,244,097.75	-	-	-	3,244,097.75
CO		70,087,288.37	-	70,087,288.37	-	70,087,288.37	-	-	-	70,087,288.37	-	-	-	-	-
GRAND TOTAL		108,328,327.65	-	108,328,327.65	-	108,328,327.65	-	-	-	108,328,327.65	3,244,097.75	-	-	-	3,244,097.75
MOOE		38,241,039.28	-	38,241,039.28	-	38,241,039.28	-	-	-	38,241,039.28	3,244,097.75	-	-	-	3,244,097.75
CO		70,087,288.37	-	70,087,288.37	-	70,087,288.37	-	-	-	70,087,288.37	-	-	-	-	-
I. Agency Specific Budget		108,328,327.65	-	108,328,327.65	-	108,328,327.65	-	-	-	108,328,327.65	3,244,097.75	-	-	-	3,244,097.75
HIGHER EDUCATION PROGRAM		108,328,327.65	-	108,328,327.65	-	108,328,327.65	-	-	-	108,328,327.65	3,244,097.75	-	-	-	3,244,097.75

Particulars	UACS CODE	Current Year Disbursements					Balances			
		1st Quarter Ending March 31	2nd Quarter Ending June 30	3rd Quarter Ending September 30	4th Quarter Ending December 31	Total	Unused Funds		Unpaid Obligations (15-20)=(23+24)	
							Unreleased Appropriations	Unobligated Allotments	Due and Demandable	Not Yet Due and Demandable
1	2	16	17	18	19	20=(16+17+18+19)	21	22	23	24
Sub-Total, I. Agency Specific Budget		1,403,126.75	-	-	-	1,403,126.75	-	105,084,229.90	262,121.00	1,578,850.00
MOOE		1,403,126.75	-	-	-	1,403,126.75	-	34,996,941.53	262,121.00	1,578,850.00
CO		-	-	-	-	-	-	70,087,288.37	-	-
GRAND TOTAL		1,403,126.75	-	-	-	1,403,126.75	-	105,084,229.90	262,121.00	1,578,850.00
MOOE		1,403,126.75	-	-	-	1,403,126.75	-	34,996,941.53	262,121.00	1,578,850.00
CO		-	-	-	-	-	-	70,087,288.37	-	-
I. Agency Specific Budget		1,403,126.75	-	-	-	1,403,126.75	-	105,084,229.90	262,121.00	1,578,850.00
HIGHER EDUCATION PROGRAM		1,403,126.75	-	-	-	1,403,126.75	-	105,084,229.90	262,121.00	1,578,850.00


Certified Correct:


RAMOS, ROMEO LANDICHO
 Budget Officer
 Date:


Certified Correct:


FALO, DANIEL JOHN FROGOSA
 Accountant
 Date:

Recommending Approval:


RAMOS, ROMEO LANDICHO
 Director, FMS
 Date:

Approved by:


RONQUILLO, TIRSO ALCOS
 Agency Head
 Date