

QUARTERLY PHYSICAL REPORT OF OPERATION
As of the Quarter Ending from July 1, 2014 to September 30, 2014

Department : _____
 Agency : Batangas State University
 Operating Unit : _____
 Organization Code (UACS) : _____

	Current Year Appropriations
	Supplemental Appropriations
	Continuing Appropriations
	Off-Budget Account


Particulars	UACS CODE	Physical Targets					Physical Accomplishments					Variance as of September 30, 2014	Remarks
		1st Quarter	2nd Quarter	3rd Quarter	4th Quarter	Total	1st Quarter	2nd Quarter	3rd Quarter	4th Quarter	Total		
1	2	3	4	5	6	7=(3+4+5+6)	8	9	10	11	12=(8+9+10+11)	13	14
				5.00%		5.00%			0.00%		0.00%	-5.00%	0% of Level III is a result of the programs being moved from 3rd Quarter to the 4th Quarter.
Percentage of programs accredited at Level 3					4.00%	4.00%					0.00%	-4.00%	
Percentage of programs accredited at Level 4					10.00%	89.00%		77.00%			77.00%	-12.00%	
Percentage of graduates in the mandated/priority programs graduated within the prescribed period			79.00%										
MFO 2 - ADVANCED EDUCATION SERVICES	302000000												
Total number of graduates			22		38	60		39			39	-21	
Percentage of graduates engaged in employment within 6 months of graduation					95.00%	95.00%					0.00%	-0.95	
Percentage of students who rate timeliness of education delivery/supervision as good or better					80.00%	80.00%					0.00%	-80.00%	
MFO 3 - RESEARCH SERVICES	303000000												
Number of research studies completed		2	2	2	4	10	2	2	2		6	-4	
Percentage of research projects completed in last 3 years		20.00%	20.00%	20.00%	20.00%	80.00%	20.00%	20.00%	20.00%		60.00%	-20.00%	
Percentage of research outputs published in recognized journal or submitted for patenting or patented		0.00%	0.00%	10.00%	26.00%	36.00%	0.00%	0.00%	10.00%		10.00%	-26.00%	
Percentage of research projects completed within the original project timeframe		20.00%	20.00%	20.00%	24.00%	84.00%	20.00%	20.00%	20.00%		60.00%	-24.00%	
MFO 4 - TECHNICAL ADVISORY EXTENSION SERVICES	304000000												
Number of persons trained weighted by the length of training		2064	1732	2376	2082	8254	1616	1374	2136		5126	-3128	
Number of persons provided with technical advice		1685	1354	2000	1700	6739	1029	1123	2281		4433	-2306	
Percentage of trainees who rate the training course as good or better		85.00%	85.00%	85.00%	85.00%	85.00%	86.00%	93.00%	90.00%		89.67%	4.67%	
Percentage of clients who rate the advisory services as good or better		85.00%	85.00%	85.00%	85.00%	85.00%	86.00%	93.00%	90.00%		89.67%	4.67%	

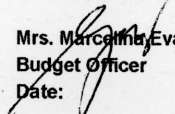
QUARTERLY PHYSICAL REPORT OF OPERATION
As of the Quarter Ending from July 1, 2014 to September 30, 2014


Department : _____
 Agency : Batangas State University
 Operating Unit : _____
 Organization Code (UACS) : _____

	Current Year Appropriations
	Supplemental Appropriations
	Continuing Appropriations
	Off-Budget Account

Particulars	UACS CODE	Physical Targets					Physical Accomplishments					Variance as of September 30, 2014	Remarks
		1st Quarter	2nd Quarter	3rd Quarter	4th Quarter	Total	1st Quarter	2nd Quarter	3rd Quarter	4th Quarter	Total		
1	2	3	4	5	6	7=(3+4+5+6)	8	9	10	11	12=(8+9+10+11)	13	14
Percentage of requests for training responded to within 3 days of request		85.00%	85.00%	85.00%	85.00%	85.00%	70.00%	100.00%	100.00%		90.00%	5.00%	
Percentage of requests for technical advice that are responded to within 3 days		85.00%	85.00%	85.00%	85.00%	85.00%	100.00%	100.00%	89.00%		96.33%	11.33%	
Percentage of persons who receive training or advisory services who rate timeliness of service delivery as good or better		82.00%	82.00%	82.00%	82.00%	82.00%	84.00%	93.00%	87.00%		88.00%	6.00%	

Prepared By: 
 Dr. Erma B. Quinay
 Planning Officer
 Date: _____

In coordination with:

 Mrs. Marcalina Eva T. Rayos
 Budget Officer
 Date: _____

Approved by: 
 Dr. Ilrso A. Ronquillo
 Agency Head
 Date: _____