

**MONTHLY REPORT OF DISBURSEMENTS**  
For the month of April 2021

Department                      State Universities and Colleges (SUCs)  
 Agency/Entity                  Batangas State University  
 Operating Unit                  < not applicable >  
 Organization Code (UACS)    08 038 0000000  
 Fund Cluster                    01 Regular Agency Fund

Particulars	Current Year Budget					Prior Year's Budget											SUB-TOTAL
	PS	MOOE	FinEx	CO	TOTAL	Prior Year's Accounts Payable					Current Year's Accounts Payable					TOTAL	
						PS	MOOE	FinEx	CO	Sub-Total	PS	MOOE	FinEx	CO	Sub-Total		
1	2	3	4	5	6=(2+3+4+5)	7	8	9	10	11=(7+8+9+10)	12	13	14	15	16=(12+13+14+15)	17=(11+16)	18=(6+17)
CASH DISBURSEMENTS	40,780,260.19	11,740,819.78	0.00	0.00	52,521,079.97	1,636,171.97	1,488,006.88	0.00	0.00	3,124,178.85	0.00	0.00	0.00	0.00	0.00	3,124,178.85	55,645,258.82
Notice of Cash Allocation (NCA)	40,780,260.19	11,740,819.78	0.00	0.00	52,521,079.97	1,636,171.97	1,488,006.88	0.00	0.00	3,124,178.85	0.00	0.00	0.00	0.00	0.00	3,124,178.85	55,645,258.82
MDS Checks Issued	126,991.24	4,326,608.80	0.00	0.00	4,453,600.04	1,636,171.97	1,488,006.88	0.00	0.00	3,124,178.85	0.00	0.00	0.00	0.00	0.00	3,124,178.85	7,577,778.89
Advice to Debit Account	40,653,268.95	7,414,210.98	0.00	0.00	48,067,479.93	0.00	0.00	0.00	0.00	0.00	0.00	0.00	0.00	0.00	0.00	0.00	48,067,479.93
Notice of Transfer Allocations (NTA)	0.00	0.00	0.00	0.00	0.00	0.00	0.00	0.00	0.00	0.00	0.00	0.00	0.00	0.00	0.00	0.00	0.00
MDS Checks Issued	0.00	0.00	0.00	0.00	0.00	0.00	0.00	0.00	0.00	0.00	0.00	0.00	0.00	0.00	0.00	0.00	0.00
Advice to Debit Account	0.00	0.00	0.00	0.00	0.00	0.00	0.00	0.00	0.00	0.00	0.00	0.00	0.00	0.00	0.00	0.00	0.00
Working Fund for FAPs	0.00	0.00	0.00	0.00	0.00	0.00	0.00	0.00	0.00	0.00	0.00	0.00	0.00	0.00	0.00	0.00	0.00
Cash Disbursement Ceiling (CDC)	0.00	0.00	0.00	0.00	0.00	0.00	0.00	0.00	0.00	0.00	0.00	0.00	0.00	0.00	0.00	0.00	0.00
<b>TOTAL CASH DISBURSEMENTS</b>	40,780,260.19	11,740,819.78	0.00	0.00	52,521,079.97	1,636,171.97	1,488,006.88	0.00	0.00	3,124,178.85	0.00	0.00	0.00	0.00	0.00	3,124,178.85	55,645,258.82
NON-CASH DISBURSEMENTS	2,416,352.82	205,152.02	0.00	0.00	2,621,504.84	0.00	0.00	0.00	0.00	0.00	0.00	0.00	0.00	0.00	0.00	0.00	2,621,504.84
Tax Remittance Advices Issued (TRA)	2,416,352.82	205,152.02	0.00	0.00	2,621,504.84	0.00	0.00	0.00	0.00	0.00	0.00	0.00	0.00	0.00	0.00	0.00	2,621,504.84
Non-Cash Availment Authority (NCAA)	0.00	0.00	0.00	0.00	0.00	0.00	0.00	0.00	0.00	0.00	0.00	0.00	0.00	0.00	0.00	0.00	0.00
Disbursements effected through outright deductions from claims (please specify...)	0.00	0.00	0.00	0.00	0.00	0.00	0.00	0.00	0.00	0.00	0.00	0.00	0.00	0.00	0.00	0.00	0.00
Overpayment of expenses(e.g. personnel benefits)	0.00	0.00	0.00	0.00	0.00	0.00	0.00	0.00	0.00	0.00	0.00	0.00	0.00	0.00	0.00	0.00	0.00
Restitution for loss of government property	0.00	0.00	0.00	0.00	0.00	0.00	0.00	0.00	0.00	0.00	0.00	0.00	0.00	0.00	0.00	0.00	0.00
Liquidated damages and similar claims	0.00	0.00	0.00	0.00	0.00	0.00	0.00	0.00	0.00	0.00	0.00	0.00	0.00	0.00	0.00	0.00	0.00
Others(TEF, BTr-Documentary Stamp Tax, etc.)	0.00	0.00	0.00	0.00	0.00	0.00	0.00	0.00	0.00	0.00	0.00	0.00	0.00	0.00	0.00	0.00	0.00
<b>TOTAL NON-CASH DISBURSEMENTS</b>	2,416,352.82	205,152.02	0.00	0.00	2,621,504.84	0.00	0.00	0.00	0.00	0.00	0.00	0.00	0.00	0.00	0.00	0.00	2,621,504.84
<b>GRAND TOTAL</b>	43,196,613.01	11,945,971.80	0.00	0.00	55,142,584.81	1,636,171.97	1,488,006.88	0.00	0.00	3,124,178.85	0.00	0.00	0.00	0.00	0.00	3,124,178.85	58,266,763.66


Particulars	Trust Liabilities				Grand Total					Remarks
	PS	MOOE	CO	TOTAL	PS	MOOE	FinEx	CO	TOTAL	
1	19	20	21	22=(19+20+21)	23	24	25	26	27=(23+24+25+26)	28
CASH DISBURSEMENTS	0.00	0.00	0.00	0.00	42,416,432.16	13,228,826.66	0.00	0.00	55,645,258.82	
Notice of Cash Allocation (NCA)	0.00	0.00	0.00	0.00	42,416,432.16	13,228,826.66	0.00	0.00	55,645,258.82	
MDS Checks Issued	0.00	0.00	0.00	0.00	1,763,163.21	5,814,615.68	0.00	0.00	7,577,778.89	
Advice to Debit Account	0.00	0.00	0.00	0.00	40,653,268.95	7,414,210.98	0.00	0.00	48,067,479.93	
Notice of Transfer Allocations (NTA)	0.00	0.00	0.00	0.00	0.00	0.00	0.00	0.00	0.00	
MDS Checks Issued	0.00	0.00	0.00	0.00	0.00	0.00	0.00	0.00	0.00	
Advice to Debit Account	0.00	0.00	0.00	0.00	0.00	0.00	0.00	0.00	0.00	
Working Fund for FAPs	0.00	0.00	0.00	0.00	0.00	0.00	0.00	0.00	0.00	
Cash Disbursement Ceiling (CDC)	0.00	0.00	0.00	0.00	0.00	0.00	0.00	0.00	0.00	
<b>TOTAL CASH DISBURSEMENTS</b>	0.00	0.00	0.00	0.00	42,416,432.16	13,228,826.66	0.00	0.00	55,645,258.82	
NON-CASH DISBURSEMENTS	0.00	0.00	0.00	0.00	2,416,352.82	205,152.02	0.00	0.00	2,621,504.84	
Tax Remittance Advices Issued (TRA)	0.00	0.00	0.00	0.00	2,416,352.82	205,152.02	0.00	0.00	2,621,504.84	
Non-Cash Availment Authority (NCAA)	0.00	0.00	0.00	0.00	0.00	0.00	0.00	0.00	0.00	
Disbursements effected through outright deductions from claims (please specify...)	0.00	0.00	0.00	0.00	0.00	0.00	0.00	0.00	0.00	
Overpayment of expenses(e.g. personnel benefits)	0.00	0.00	0.00	0.00	0.00	0.00	0.00	0.00	0.00	
Restitution for loss of government property	0.00	0.00	0.00	0.00	0.00	0.00	0.00	0.00	0.00	
Liquidated damages and similar claims	0.00	0.00	0.00	0.00	0.00	0.00	0.00	0.00	0.00	
Others(TEF, BTr-Documentary Stamp Tax, etc.)	0.00	0.00	0.00	0.00	0.00	0.00	0.00	0.00	0.00	
<b>TOTAL NON-CASH DISBURSEMENTS</b>	0.00	0.00	0.00	0.00	2,416,352.82	205,152.02	0.00	0.00	2,621,504.84	
<b>GRAND TOTAL</b>	0.00	0.00	0.00	0.00	44,832,784.98	13,433,978.68	0.00	0.00	58,266,763.66	

**SUMMARY**


Particulars (1)	Previous Report (2)	This Month (3)	As at Date (4)
Total Disbursement Authorities Received	127,387,665.68	58,349,504.84	185,737,170.52
NCA	120,001,000.00	55,728,000.00	175,729,000.00
NTA	0.00	0.00	0.00
Working Fund	0.00	0.00	0.00
TRA	7,386,665.68	2,621,504.84	10,008,170.52
CDC	0.00	0.00	0.00
NCAA	0.00	0.00	0.00
Less: Notice of Transfer of Allocations (NTA)* issued	0.00	0.00	0.00
Total Disbursement Authorities Available	127,387,665.68	58,349,504.84	185,737,170.52
Less:	0.00	0.00	0.00
Lapsed NCA	0.00	0.00	0.00
Disbursements	127,407,300.68	58,266,763.66	185,674,064.34
Less: Other Non-Cash Disbursements	0.00	0.00	0.00
Disbursements effected through outright deductions from claims	0.00	0.00	0.00
Overpayment of expenses(e.g. personnel benefits)	0.00	0.00	0.00
Restitution for loss of government property	0.00	0.00	0.00
Liquidated damages and similar claims	0.00	0.00	0.00
Others (e.g. TEF, BTr, Docs Stamp, etc.)	0.00	0.00	0.00
Add/Less: Adjustments (e.g. cancelled/staled checks)	19,635.00	0.00	19,635.00
Balance of Disbursement Authorities as at date	0.00	82,741.18	82,741.18
Total Disbursements Program	127,387,665.68	58,349,504.84	185,737,170.52
Less: *Actual Disbursements	127,387,665.68	58,266,763.66	185,654,429.34
(Over)/Under spending	0.00	82,741.18	82,741.18

Notes: \* The use of NTA is discouraged  
 Notes: \*\* Amounts should tally with the grand total disbursemnt (column 27).



**Certified Correct:**

  
 LACORTE, SHARMAINE PAULINE PUYO  
 \_\_\_\_\_  
 Chief Accountant  
 Date:

**Recommending Approval:**

  
 RAMOS, ROMEO LANDICHO  
 \_\_\_\_\_  
 Director, Finance Services  
 Date:

**Approved By:**

  
 RONQUILLO, TIRSO ALCOS  
 \_\_\_\_\_  
 University President  
 Date:  


## MONTHLY REPORT OF DISBURSEMENTS

### For the month of May 2021

**Department** State Universities and Colleges (SUCs)  
**Agency/Entity** Batangas State University  
**Operating Unit** < not applicable >  
**Organization Code (UACS)** 08 038 0000000  
**Fund Cluster** 01 Regular Agency Fund

Particulars	Current Year Budget					Prior Year's Budget											SUB-TOTAL
	PS	MOOE	FinEx	CO	TOTAL	Prior Year's Accounts Payable					Current Year's Accounts Payable					TOTAL	
						PS	MOOE	FinEx	CO	Sub-Total	PS	MOOE	FinEx	CO	Sub-Total		
1	2	3	4	5	6=(2+3+4+5)	7	8	9	10	11=(7+8+9+10)	12	13	14	15	16=(12+13+14+15)	17=(11+16)	18=(6+17)
CASH DISBURSEMENTS	51,547,123.28	13,121,414.56	0.00	0.00	64,668,537.84	2,234,339.32	1,234,435.37	0.00	8,554,983.67	12,023,758.36	0.00	0.00	0.00	0.00	0.00	12,023,758.36	76,692,296.20
Notice of Cash Allocation (NCA)	51,547,123.28	13,121,414.56	0.00	0.00	64,668,537.84	2,234,339.32	1,234,435.37	0.00	8,554,983.67	12,023,758.36	0.00	0.00	0.00	0.00	0.00	12,023,758.36	76,692,296.20
MDS Checks Issued	2,985,796.49	136,531.11	0.00	0.00	3,122,327.60	2,234,339.32	1,234,435.37	0.00	8,554,983.67	12,023,758.36	0.00	0.00	0.00	0.00	0.00	12,023,758.36	15,146,085.96
Advice to Debit Account	48,561,326.79	12,984,883.45	0.00	0.00	61,546,210.24	0.00	0.00	0.00	0.00	0.00	0.00	0.00	0.00	0.00	0.00	0.00	61,546,210.24
Notice of Transfer Allocations (NTA)	0.00	0.00	0.00	0.00	0.00	0.00	0.00	0.00	0.00	0.00	0.00	0.00	0.00	0.00	0.00	0.00	0.00
MDS Checks Issued	0.00	0.00	0.00	0.00	0.00	0.00	0.00	0.00	0.00	0.00	0.00	0.00	0.00	0.00	0.00	0.00	0.00
Advice to Debit Account	0.00	0.00	0.00	0.00	0.00	0.00	0.00	0.00	0.00	0.00	0.00	0.00	0.00	0.00	0.00	0.00	0.00
Working Fund for FAPs	0.00	0.00	0.00	0.00	0.00	0.00	0.00	0.00	0.00	0.00	0.00	0.00	0.00	0.00	0.00	0.00	0.00
Cash Disbursement Ceiling (CDC)	0.00	0.00	0.00	0.00	0.00	0.00	0.00	0.00	0.00	0.00	0.00	0.00	0.00	0.00	0.00	0.00	0.00
<b>TOTAL CASH DISBURSEMENTS</b>	51,547,123.28	13,121,414.56	0.00	0.00	64,668,537.84	2,234,339.32	1,234,435.37	0.00	8,554,983.67	12,023,758.36	0.00	0.00	0.00	0.00	0.00	12,023,758.36	76,692,296.20
NON-CASH DISBURSEMENTS	3,890,541.60	1,321,704.60	0.00	0.00	5,212,246.20	0.00	0.00	0.00	0.00	0.00	0.00	0.00	0.00	0.00	0.00	0.00	5,212,246.20
Tax Remittance Advices Issued (TRA)	3,890,541.60	1,321,704.60	0.00	0.00	5,212,246.20	0.00	0.00	0.00	0.00	0.00	0.00	0.00	0.00	0.00	0.00	0.00	5,212,246.20
Non-Cash Availment Authority (NCAA)	0.00	0.00	0.00	0.00	0.00	0.00	0.00	0.00	0.00	0.00	0.00	0.00	0.00	0.00	0.00	0.00	0.00
Disbursements effected through outright deductions from claims (please specify...)	0.00	0.00	0.00	0.00	0.00	0.00	0.00	0.00	0.00	0.00	0.00	0.00	0.00	0.00	0.00	0.00	0.00
Overpayment of expenses(e.g. personnel benefits)	0.00	0.00	0.00	0.00	0.00	0.00	0.00	0.00	0.00	0.00	0.00	0.00	0.00	0.00	0.00	0.00	0.00
Restitution for loss of government property	0.00	0.00	0.00	0.00	0.00	0.00	0.00	0.00	0.00	0.00	0.00	0.00	0.00	0.00	0.00	0.00	0.00
Liquidated damages and similar claims	0.00	0.00	0.00	0.00	0.00	0.00	0.00	0.00	0.00	0.00	0.00	0.00	0.00	0.00	0.00	0.00	0.00
Others(TEF, BTr-Documentary Stamp Tax, etc.)	0.00	0.00	0.00	0.00	0.00	0.00	0.00	0.00	0.00	0.00	0.00	0.00	0.00	0.00	0.00	0.00	0.00
<b>TOTAL NON-CASH DISBURSEMENTS</b>	3,890,541.60	1,321,704.60	0.00	0.00	5,212,246.20	0.00	0.00	0.00	0.00	0.00	0.00	0.00	0.00	0.00	0.00	0.00	5,212,246.20
<b>GRAND TOTAL</b>	55,437,664.88	14,443,119.16	0.00	0.00	69,880,784.04	2,234,339.32	1,234,435.37	0.00	8,554,983.67	12,023,758.36	0.00	0.00	0.00	0.00	0.00	12,023,758.36	81,904,542.40

Particulars	Trust Liabilities				Grand Total					Remarks
	PS	MOOE	CO	TOTAL	PS	MOOE	FinEx	CO	TOTAL	
1	19	20	21	22=(19+20+21)	23	24	25	26	27=(23+24+25+26)	28
CASH DISBURSEMENTS	0.00	0.00	0.00	0.00	53,781,462.60	14,355,849.93	0.00	8,554,983.67	76,692,296.20	
Notice of Cash Allocation (NCA)	0.00	0.00	0.00	0.00	53,781,462.60	14,355,849.93	0.00	8,554,983.67	76,692,296.20	
MDS Checks Issued	0.00	0.00	0.00	0.00	5,220,135.81	1,370,966.48	0.00	8,554,983.67	15,146,085.96	
Advice to Debit Account	0.00	0.00	0.00	0.00	48,561,326.79	12,984,883.45	0.00	0.00	61,546,210.24	
Notice of Transfer Allocations (NTA)	0.00	0.00	0.00	0.00	0.00	0.00	0.00	0.00	0.00	
MDS Checks Issued	0.00	0.00	0.00	0.00	0.00	0.00	0.00	0.00	0.00	
Advice to Debit Account	0.00	0.00	0.00	0.00	0.00	0.00	0.00	0.00	0.00	
Working Fund for FAPs	0.00	0.00	0.00	0.00	0.00	0.00	0.00	0.00	0.00	
Cash Disbursement Ceiling (CDC)	0.00	0.00	0.00	0.00	0.00	0.00	0.00	0.00	0.00	
<b>TOTAL CASH DISBURSEMENTS</b>	0.00	0.00	0.00	0.00	53,781,462.60	14,355,849.93	0.00	8,554,983.67	76,692,296.20	
NON-CASH DISBURSEMENTS	0.00	0.00	0.00	0.00	3,890,541.60	1,321,704.60	0.00	0.00	5,212,246.20	
Tax Remittance Advices Issued (TRA)	0.00	0.00	0.00	0.00	3,890,541.60	1,321,704.60	0.00	0.00	5,212,246.20	
Non-Cash Availment Authority (NCAA)	0.00	0.00	0.00	0.00	0.00	0.00	0.00	0.00	0.00	
Disbursements effected through outright deductions from claims (please specify...)	0.00	0.00	0.00	0.00	0.00	0.00	0.00	0.00	0.00	
Overpayment of expenses(e.g. personnel benefits)	0.00	0.00	0.00	0.00	0.00	0.00	0.00	0.00	0.00	
Restitution for loss of government property	0.00	0.00	0.00	0.00	0.00	0.00	0.00	0.00	0.00	
Liquidated damages and similar claims	0.00	0.00	0.00	0.00	0.00	0.00	0.00	0.00	0.00	
Others(TEF, BTr-Documentary Stamp Tax, etc.)	0.00	0.00	0.00	0.00	0.00	0.00	0.00	0.00	0.00	
<b>TOTAL NON-CASH DISBURSEMENTS</b>	0.00	0.00	0.00	0.00	3,890,541.60	1,321,704.60	0.00	0.00	5,212,246.20	
<b>GRAND TOTAL</b>	0.00	0.00	0.00	0.00	57,672,004.20	15,677,554.53	0.00	8,554,983.67	81,904,542.40	

**SUMMARY**

**Particulars**

(1)

Total Disbursement Authorities Received

NCA

NTA

Working Fund

TRA

CDC

NCAA

Less: Notice of Transfer of Allocations (NTA)\* issued

Total Disbursement Authorities Available

Less:

Lapsed NCA

Disbursements

Less: Other Non-Cash Disbursements

Disbursements effected through outright deductions from claims

Overpayment of expenses(e.g. personnel benefits)

Restitution for loss of government property

Liquidated damages and similar claims

Others (e.g. TEF, BTr, Docs Stamp, etc.)

Add/Less: Adjustments (e.g. cancelled/staled checks)

Balance of Disbursement Authorities as at date

Total Disbursements Program

Less: \*Actual Disbursements

(Over)/Under spending

**Notes: \* The use of NTA is discouraged**

**Notes: \*\* Amounts should tally with the grand total disbursemnt (column 27).**

**Certified Correct:**

  
FANOGA, KATHLEEN FALCESO


Accountant II

Date:

  
RAMOS, ROMEO LANDICHO

Director, Financial Services

Date:

  
RONQUILLO, TIRSO ALCOS

University President

Date: