

QUARTERLY PHYSICAL REPORT OF OPERATION
As of March 31, 2021

State Universities and Colleges (SUCs)

Agency : Batangas State University

< not applicable >

Organization Code (UACS) :

Particulars	UACS CODE	Physical Target (Budget Year)					Physical Accomplishment (Budget Year)					Variance	Remarks
		1st Quarter	2nd Quarter	3rd Quarter	4th Quarter	Total	1st Quarter	2nd Quarter	3rd Quarter	4th Quarter	Total		
1	2	3	4	5	6	7	8	9	10	11	12	13	14
HIGHER EDUCATION PROGRAM	310100000000000												
OO : Relevant and quality tertiary education ensured to achieve inclusive													
Outcome Indicators													
1. Percentage of first-time licensure exam takers that pass the licensure exams		0.68	0.70	0.69	0.69	0.69							Due to COVID 19 Pandemic, scheduled licensure examinations for the first quarter were suspended. Hence, no licensure exam was conducted on the 1st Quarter
2. Percentage of graduates (2 years prior) that are employed		0.20	0.20	0.15	0.15	0.7	0.3398				0.3398	0.1398	Out of 5896 graduates' sample size, 2034 or 33.98% are employed within 2 years upon graduation
Output Indicators													
1. Percentage of undergraduate students enrolled in CHED-identified and RDC-identified priority programs				0.7922		0.7922	-				-	-	Target is set in 3rd Quarter
2. Percentage of undergraduate programs with accreditation		0.97	0.97	0.97	0.97	0.97	0.9890				0.9890	0.019	Out of 91 accreditable programs, 90 undergraduate programs are accredited
ADVANCED EDUCATION PROGRAM	320100000000000												
OO : Higher education research improved to promote economic													
Outcome Indicator													
1. Percentage of graduate school faculty engaged in research work applied in any of the following:													
a. pursuing advanced research degree programs (Ph.D) or						N/A							
b. actively pursuing within the last three (3) years (investigative research, basic and applied scientific research, policy research, social science research) or		0.15		0.11		0.26	0.20				0.20	0.05	
c. producing technologies for commercialization or livelihood improvement or						N/A							
d. whose research work resulted in an extension program						N/A							
Output Indicators													
1. Percentage of graduate students enrolled in research degree programs				0.76		0.76	-				-	-	Target is set in 3rd Quarter
2. Percentage of accredited graduate programs		0.85	0.85	0.85	0.85	0.85	0.95				0.95	.10	Out of 20 accreditable programs, 19 graduate programs are accredited
RESEARCH PROGRAM	320200000000000												
OO : Higher education research improved to promote economic													
Outcome Indicator													
1. Number of research outputs in the last three years utilized by the industry or		13	2	3	3	21	13				13	0	The target was achieved through the collaborations with partner agencies / beneficiaries


State Universities and Colleges (SUCs)


Agency :


< not applicable >

Organization Code (UACS) :

Particulars	UACS CODE	Physical Target (Budget Year)					Physical Accomplishment (Budget Year)					Variance	Remarks
		1st Quarter	2nd Quarter	3rd Quarter	4th Quarter	Total	1st Quarter	2nd Quarter	3rd Quarter	4th Quarter	Total		
1	2	3	4	5	6	7	8	9	10	11	12	13	14
by other beneficiaries													
Output Indicators													
1. Number of research outputs completed		3	3	4	4	14	3				3	0	The target was achieved through implementation of research programs and strategies to further promote research and development in the university
within the year													
2. Percentage of research outputs published		0.02	0.02	0.02	0.02	0.08	0.1818				0.1818	0.1618	8 journal articles were published in scopus indexed journals
in internationally-refereed or CHED recognized journal within the year													
TECHNICAL ADVISORY EXTENSION PROGRAM	330100000000000												
OO : Community engagement increased													
Outcome Indicator													
1. Number of active partnerships with LGUs,		23	33	30	30	116	6				6	-17	The total accomplishment for this quarter is 73.91% below the target. MOAs/MOUs are presently undergoing evaluation and review. The accomplishment of the target was affected by the restrictions on mobility and the need to prioritize safety of personnel amidst the COVID-19 pandemic
industries, NGOs, NGAs, SMEs, and other stakeholders as a result of extension activities													
Output Indicators													
1. Number of trainees weighted by the		1,925	2,679	2,491	2,491	9586	1,958.75				1,958.75	33.75	There is a 1.75% increase in the total accomplishment for this quarter. Utilization of online platforms in implementing PPAs resulting to wider reach of participants
length of training													
2. Number of extension programs organized		68	95	88	88	339	43				43	-25	The total accomplishment for this quarter is 36.76% below the target. The accomplishment of the target was affected by the restrictions on mobility and the need to prioritize safety of personnel amidst the COVID-19 pandemic.
AND supported CONSISTENT WITH the SUC's mandated and priority programs													
3. Percentage of beneficiaries who rate the		0.96	0.96	0.96	0.96	0.96	0.9982				0.9982	.0382	There is a 3.82% increase in the total accomplishment for this quarter. Beneficiaries are satisfied with the services rendered by the extension services office
training course/s as satisfactory or higher													
in terms of quality and relevance													

Prepared By: 
 Atty. EARVENE JARED S. CUNANAN
 Planning Officer
 Date : April 29, 2021

In coordination with:

 Mr. ROMEO L. RAMOS
 Budget Officer
 Date : April 29, 2021

Approved By: 
 Dr. TIRSO A. RONQUILLO
 Agency Head
 Date : April 29, 2021