


STATEMENT OF APPROVED BUDGET, UTILIZATIONS, DISBURSEMENTS AND BALANCES
As of the Quarter Ending June 30, 2018


Department : State Universities and Colleges (SUCs)
Agency : Batangas State University
Operating Unit : NIA
Organization Code (UACS) : 080380000000
Report Status : SUBMITTED

Particulars	UACS CODE	Approved Budget				Budget Utilization					Disbursements				Balances			
		Approved Budgeted Revenue	Adjustments (Additions, Reductions, Realignment)	Adjusted Budgeted Revenue	1st Quarter Ending March 31	2nd Quarter Ending June 30	3rd Quarter Ending Sept. 30	4th Quarter Ending Dec. 31	Total	1st Quarter Ending March 31	2nd Quarter Ending June 30	3rd Quarter Ending Sept. 30	4th Quarter Ending Dec. 31	Total	Unutilized Budget	Unpaid Utilizations		
																Due and Demandable / Accounts Payable	Not Yet Due and Demandable	
1	2	3	4	5=[3+(-)4]	6	7	8	9	10=(6+7+8+9)	11	12	13	14	15=(11+12+13+14)	16=(5-10)	17	18	
I. Agency Approved Budget		0		0	0	0	0	0	0	0	0	0	0	0	0	0	0	0
Internally Generated Income	05206441	1,793,568,585.00		1,793,568,585.00	66,875,570.79	88,502,384.88			155,377,955.67	51,456,576.67	66,364,414.11			117,820,990.78	1,638,190,629.33	14,823,406.99	22,733,557.90	
General Administration and Support	0000010000000000	141,049,388.00		141,049,388.00	11,570,184.04	15,352,488.91			28,922,672.95	8,091,788.45	10,953,725.80			19,045,514.25	114,126,715.05	4,895,396.00	2,981,762.70	
General Management and Supervision	1030010001000000	141,049,388.00		141,049,388.00	11,570,184.04	15,352,488.91			26,922,672.95	8,091,788.45	10,953,725.80			19,045,514.25	114,126,715.05	4,895,396.00	2,981,762.70	
PS																		
MOOE		74,875,230.00		74,875,230.00	11,496,184.04	14,660,901.91			26,157,085.95	8,091,788.45	10,953,725.80			19,045,514.25	48,718,144.05	4,864,996.00	2,246,575.70	
CO		40,363,909.00		40,363,909.00	74,000.00	691,587.00			765,587.00					39,598,322.00	30,400.00		735,187.00	
Reserve Fund		25,810,249.00		25,810,249.00										25,810,249.00				
Support to Operations	0000020000000000	175,150,453.00		175,150,453.00	4,132,318.46	5,840,929.97			9,973,248.43	3,809,704.47	3,468,103.07			7,277,807.54	165,177,204.57		2,695,440.89	
Auxiliary Services	2640020001000000	175,150,453.00		175,150,453.00	4,132,318.46	5,840,929.97			9,973,248.43	3,809,704.47	3,468,103.07			7,277,807.54	165,177,204.57		2,695,440.89	
PS		1,223,220.00		1,223,220.00										1,223,220.00				
MOOE		44,144,950.00		44,144,950.00	4,132,318.46	4,691,998.10			8,824,316.56	3,809,704.47	3,388,103.07			7,197,807.54	35,320,633.44	711,158.52	915,350.50	
CO		129,547,323.00		129,547,323.00		1,148,931.87					80,000.00			128,998,391.13	25,981.59		1,042,950.28	
Reserve Fund		234,960.00		234,960.00										234,960.00				
Operations	0000030000000000	1,477,368,744.00		1,477,368,744.00	51,173,068.29				118,482,034.29	39,555,083.75				91,497,668.99	1,358,886,709.71	9,928,010.99	17,056,354.31	
MFO 1: HIGHER EDUCATION SERVICES	0000030100000000	1,379,352,374.00		1,379,352,374.00	49,124,308.40	62,982,904.02			112,107,212.42	38,768,742.30	50,412,089.29			89,180,831.59	1,267,245,161.58	8,898,722.32	14,027,658.51	
Provision of Higher Education Services including P8,000,000.00 for Tulona Dunona	2640030101000000	1,379,352,374.00		1,379,352,374.00	49,124,308.40	62,982,904.02			112,107,212.42	38,768,742.30	50,412,089.29			89,180,831.59	1,267,245,161.58	8,898,722.32	14,027,658.51	
PS		67,201,810.00		67,201,810.00	9,970,115.78	13,111,851.34			23,081,967.12	7,165,670.36	15,057,547.51			22,223,218.27	44,119,842.88	858,748.85	-	
MOOE		391,520,295.00		391,520,295.00	35,499,473.44	40,919,118.03			76,418,591.47	31,177,220.87	34,950,711.91			66,127,932.78	315,101,703.53	5,501,654.31	4,789,004.38	
CO		852,051,647.00		852,051,647.00	3,654,719.18	8,951,934.65			12,606,653.83	425,850.67	403,829.87			829,680.54	839,444,993.17	2,538,319.16	9,238,654.13	
Reserve Fund		68,578,622.00		68,578,622.00										68,578,622.00				
MFO 2: ADVANCED EDUCATION SERVICES	0000030200000000	17,304,179.00		17,304,179.00										17,304,179.00				
Provision of Advanced Education Services	2640030201000000	17,304,179.00		17,304,179.00										17,304,179.00				
PS																		
MOOE		2,670,150.00		2,670,150.00										2,670,150.00				
CO		6,577,170.00		6,577,170.00										6,577,170.00				
Reserve Fund		8,056,859.00		8,056,859.00										8,056,859.00				
MFO 3: RESEARCH SERVICES	0000030300000000	70,711,183.00		70,711,183.00	1,292,831.06	3,829,324.91			5,122,155.97	450,372.94	1,107,789.87			1,558,162.81	65,589,027.03	774,742.16	2,789,251.00	
Conduct of Research Services	2670030301000000	70,711,183.00		70,711,183.00	1,292,831.06	3,829,324.91			5,122,155.97	450,372.94	1,107,789.87			1,558,162.81	65,589,027.03	774,742.16	2,789,251.00	
PS		2,500,000.00		2,500,000.00	115,000.00	37,500.00			152,500.00		132,500.00			2,347,500.00	20,000.00			
MOOE		34,876,419.00		34,876,419.00	818,146.06	1,070,824.91			1,888,970.97	450,372.94	615,604.87			1,065,977.81	32,987,448.03	414,742.16	408,251.00	
CO		30,001,349.00		30,001,349.00	359,685.00	2,721,000.00			3,080,685.00		359,685.00			26,920,664.00	340,000.00		2,381,000.00	
Reserve Fund		3,333,415.00		3,333,415.00										3,333,415.00				
MFO 4: TECHNICAL ADVISORY EXTENSION SERVICES	0000030400000000	10,001,008.00		10,001,008.00	755,928.83	496,737.07			1,252,665.90	335,968.51	422,706.08			758,674.59	8,748,342.10	254,546.51	239,444.80	
Provision of Extension Services	2650030401000000	10,001,008.00		10,001,008.00	755,928.83	496,737.07			1,252,665.90	335,968.51	422,706.08			758,674.59	8,748,342.10	254,546.51	239,444.80	
PS		350,000.00		350,000.00										350,000.00				
MOOE		7,790,150.00		7,790,150.00	755,928.83	496,737.07			1,252,665.90	335,968.51	422,706.08			758,674.59	6,537,484.10	254,546.51	239,444.80	
CO		655,000.00		655,000.00										655,000.00				
Reserve Fund		1,205,858.00		1,205,858.00										1,205,858.00				
GRAND TOTAL		1,793,568,585.00		1,793,568,585.00	66,875,570.79	88,502,384.88			155,377,955.67	51,456,576.67	66,364,414.11			117,820,990.78	1,638,190,629.33	15,560,547.10	21,996,417.79	
PS		71,275,030.00		71,275,030.00	10,085,115.78	13,149,351.34			23,234,467.12	7,165,670.76	15,190,047.51			22,355,718.27	48,040,562.88	878,748.85	-	
MOOE		555,877,194.00		555,877,194.00	52,702,050.83	61,939,580.02			114,541,630.85	43,965,055.24	50,330,851.73			94,195,906.97	441,335,563.15	11,747,097.50	8,598,626.38	
Fin Ex																		
CO		1,059,196,398.00		1,059,196,398.00	4,088,404.18	13,513,453.52			17,601,857.70	425,850.67	843,514.87			1,269,365.54	1,041,594,540.30	2,934,700.75	13,397,791.41	
Reserve Fund		107,219,963.00		107,219,963.00										107,219,963.00				

Certified Correct:


Ramos, Romeo
Agency Budget Officer
Date:


Certified Correct:


Agency Chief Accountant
Date:

Recommended By:


Alianza, Lolita
Director/FMS
Date:

Approved By:


Ronquillo, Taso
Head of Agency of Authorized Representative
Date: