

SUMMARY OF APPROPRIATIONS, ALLOTMENTS, OBLIGATIONS AND BALANCES BY OBJECT OF EXPENDITURES
As of the Quarter Ending September 30, 2017

Department: State Universities and Colleges (SUCs)

Agency: Batangas State University

Operating Unit: N/A

Organization Code (UACS): 080380000000

Fund Cluster: 01 - Regular Agency Fund

Authorization: 01 - Current Year Appropriations

Report Status: SUBMITTED

Particulars	UACS CODE	Appropriation			Allotments					Current Year Obligations				Current Year Disbursements				Balances						
		Authorized Appropriation	Adjustments (To)/From, Realignment	Adjusted Appropriations	Allotments Received	Adjustments (Withdrawal, Realignment)	Transfer To	Transfer From	Adjusted Total Allotments	1st Quarter Ending March 31	2nd Quarter Ending June 30	3rd Quarter Ending Sept. 30	4th Quarter Ending Dec. 31	Total	1st Quarter Ending March 31	2nd Quarter Ending June 30	3rd Quarter Ending Sept. 30	4th Quarter Ending Dec. 31	Total	Unreleased Appropriations	Unobligated Allotment	Unpaid Obligations (15-20) = (23+24)		
																						Due and Demandable	Not Yet Due and Demandable	
1	2	3	4	5=(3+4)	6	7	8	9	10=(6+(7)+8+9)	11	12	13	14	15=(11+12+13+14)	16	17	18	19	20=(16+17+18+19)	21=(5-10)	22=(10-19)	23	24	
I. Agency Specific Budget																								
Specific Budgets of National Government Agencies	01101101	564,708,000.00		564,708,000.00	504,283,677.00		(7,388,629.74)	7,388,629.74	504,283,677.00	75,359,093.61	94,402,081.91	85,172,821.91		254,933,997.43	71,734,207.62	93,514,459.49	84,791,257.96		250,039,925.07	60,424,323.00	249,349,679.57	4,894,072.36		
Personnel Services		275,357,000.00		275,357,000.00	272,412,677.00		(2,172,288.44)	2,172,288.44	272,412,677.00	52,958,465.96	66,526,696.26	60,132,675.46		179,617,837.68	52,145,197.26	66,270,053.66	59,697,031.12		178,112,282.07	2,944,323.00	92,794,839.32	1,505,555.61		
Salaries and Wages	5010100000	184,536,000.00	(2,172,288.44)	182,363,711.56	184,536,000.00		(2,172,288.44)		182,363,711.56	44,693,205.50	45,005,815.80	42,606,534.91		132,305,556.21	44,056,631.55	44,576,222.42	42,207,946.06		130,840,800.03		50,058,155.35	1,464,756.18		
Salaries and Wages - Regular	5010101000	183,206,000.00	(2,172,288.44)	181,033,711.56	183,206,000.00		(2,172,288.44)		181,033,711.56	44,468,011.00	44,808,171.76	42,286,167.81		131,562,350.57	43,831,437.05	44,381,432.21	41,887,932.60		130,100,801.86		49,471,360.99	1,461,548.71		
Basic Salary - Civilian	5010101001	183,206,000.00	(2,172,288.44)	181,033,711.56	183,206,000.00		(2,172,288.44)		181,033,711.56	44,468,011.00	44,808,171.76	42,286,167.81		131,562,350.57	43,831,437.05	44,381,432.21	41,887,932.60		130,100,801.86		49,471,360.99	1,461,548.71		
Salaries and Wages - Casual/Contractual	5010102000	1,330,000.00		1,330,000.00	1,330,000.00				1,330,000.00	225,194.50	197,644.04	320,367.10		743,205.64	225,194.50	194,790.21	320,013.46		739,998.17		586,794.36	3,207.47		
Salaries and Wages - Casual/Contractual	5010102000	1,330,000.00		1,330,000.00	1,330,000.00				1,330,000.00	225,194.50	197,644.04	320,367.10		743,205.64	225,194.50	194,790.21	320,013.46		739,998.17		586,794.36	3,207.47		
Other Compensation	5010200000	53,356,000.00	2,142,288.44	55,498,288.44	53,356,000.00		2,142,288.44		55,498,288.44	7,008,240.04	18,937,049.35	4,003,879.88		29,949,169.27	6,831,545.29	19,110,099.97	3,977,182.67		29,918,827.93		25,549,119.17	30,341.34		
Personal Economic Relief Allowance (PERA)	5010201000	12,864,000.00		12,864,000.00	12,864,000.00				12,864,000.00	3,170,598.68	3,129,263.27	2,793,879.88		9,093,741.83	3,166,814.93	3,129,402.89	2,777,182.67		9,073,400.49		3,770,258.17	20,341.34		
PERA - Civilian	5010201001	12,864,000.00		12,864,000.00	12,864,000.00				12,864,000.00	3,170,598.68	3,129,263.27	2,793,879.88		9,093,741.83	3,166,814.93	3,129,402.89	2,777,182.67		9,073,400.49		3,770,258.17	20,341.34		
Representation Allowance (RA)	5010202000	240,000.00	903,000.05	1,143,000.05	240,000.00			903,000.05	1,143,000.05	300,386.36	379,988.69	462,625.00		1,143,000.05	300,386.36	379,988.69	457,625.00		1,138,000.05			5,000.00		
Representation Allowance (RA)	5010202000	240,000.00	903,000.05	1,143,000.05	240,000.00			903,000.05	1,143,000.05	300,386.36	379,988.69	462,625.00		1,143,000.05	300,386.36	379,988.69	457,625.00		1,138,000.05			5,000.00		
Transportation Allowance (TA)	5010203000	240,000.00	903,000.05	1,143,000.05	240,000.00			903,000.05	1,143,000.05	300,386.36	379,988.69	462,625.00		1,143,000.05	300,386.36	379,988.69	457,625.00		1,138,000.05			5,000.00		
Transportation Allowance (TA)	5010203001	240,000.00	903,000.05	1,143,000.05	240,000.00			903,000.05	1,143,000.05	300,386.36	379,988.69	462,625.00		1,143,000.05	300,386.36	379,988.69	457,625.00		1,138,000.05			5,000.00		
Clothing/Uniform Allowance	5010204000	2,680,000.00		2,680,000.00	2,680,000.00				2,680,000.00	2,270,000.00		260,000.00		2,530,000.00	2,270,000.00		260,000.00		2,530,000.00			150,000.00		
Clothing/Uniform Allowance - Civilian	5010204001	2,680,000.00		2,680,000.00	2,680,000.00				2,680,000.00	2,270,000.00		260,000.00		2,530,000.00	2,270,000.00		260,000.00		2,530,000.00			150,000.00		
Subsistence Allowance (SA)	5010205000	106,000.00		106,000.00	106,000.00				106,000.00	15,000.00	29,050.00	22,750.00		66,800.00	15,000.00	29,050.00	22,750.00		66,800.00			39,200.00		
Subsistence Allowance - Magna Carta for Public Health Workers under R.A. 7305	5010205003	106,000.00		106,000.00	106,000.00				106,000.00	15,000.00	29,050.00	22,750.00		66,800.00	15,000.00	29,050.00	22,750.00		66,800.00			39,200.00		
Laundry Allowance (LA)	5010206000	15,000.00		15,000.00	15,000.00				15,000.00	2,000.00	3,000.00	2,000.00		7,000.00	2,000.00	3,000.00	2,000.00		7,000.00			8,000.00		
Laundry Allowance - Magna Carta Benefits for Public Health Workers under R.A. 7305	5010206004	15,000.00		15,000.00	15,000.00				15,000.00	2,000.00	3,000.00	2,000.00		7,000.00	2,000.00	3,000.00	2,000.00		7,000.00			8,000.00		
Honoraria	5010210000	992,000.00	336,288.34	1,328,288.34	992,000.00			336,288.34	1,328,288.34	949,868.64	378,419.70			1,328,288.34	776,957.64	551,330.70			1,328,288.34					
Honoraria - Civilian	5010210001	992,000.00	336,288.34	1,328,288.34	992,000.00			336,288.34	1,328,288.34	949,868.64	378,419.70			1,328,288.34	776,957.64	551,330.70			1,328,288.34					
Hazard Pay (HP)	5010211000	325,000.00		325,000.00	325,000.00				325,000.00													325,000.00		
HP - Magna Carta Benefits for Public Health Workers under R.A. 7305	5010211005	325,000.00		325,000.00	325,000.00				325,000.00													325,000.00		
Year End Bonus	5010214000	15,267,000.00		15,267,000.00	15,267,000.00				15,267,000.00														15,267,000.00	
Bonus - Civilian	5010214001	15,267,000.00		15,267,000.00	15,267,000.00				15,267,000.00														15,267,000.00	
Cash Gift	5010215000	2,680,000.00		2,680,000.00	2,680,000.00				2,680,000.00														2,680,000.00	
Cash Gift - Civilian	5010215001	2,680,000.00		2,680,000.00	2,680,000.00				2,680,000.00														2,680,000.00	
Other Bonuses and Allowances	5010299000	17,947,000.00		17,947,000.00	17,947,000.00				17,947,000.00		14,637,339.00			14,637,339.00		14,637,339.00			14,637,339.00				3,309,661.00	
Productivity Enhancement Incentive - Civilian	5010299012	2,680,000.00		2,680,000.00	2,680,000.00				2,680,000.00														2,680,000.00	
Mid-Year Bonus - Civilian	5010299036	15,267,000.00		15,267,000.00	15,267,000.00				15,267,000.00		14,637,339.00			14,637,339.00		14,637,339.00			14,637,339.00				629,661.00	
Personnel Benefit Contributions	5010300000	3,041,000.00		3,041,000.00	3,041,000.00				3,041,000.00	803,956.80	792,345.10	705,151.91		2,301,453.81	803,956.80	792,245.29	703,114.22		2,299,316.31				739,546.19	2,137.50
Pag-IBIG Contributions	5010302000	644,000.00		644,000.00	644,000.00				644,000.00	158,800.00	158,100.00	135,400.00		452,300.00	158,800.00	158,100.00	135,400.00		452,300.00				191,700.00	
Pag-IBIG - Civilian	5010302001	644,000.00		644,000.00	644,000.00				644,000.00	158,800.00	158,100.00	135,400.00		452,300.00	158,800.00	158,100.00	135,400.00		452,300.00				191,700.00	
PhilHealth Contributions	5010303000	1,753,000.00		1,753,000.00	1,753,000.00				1,753,000.00	484,262.50	474,800.00	438,571.40		1,397,633.90	484,262.50	474,800.00	436,433.90		1,395,496.40				355,366.10	2,137.50
PhilHealth - Civilian	5010303001	1,753,000.00		1,753,000.00	1,753,000.00				1,753,000.00	484,262.50	474,800.00	438,571.40		1,397,633.90	484,262.50	474,800.00	436,433.90		1,395,496.40				355,366.10	2,137.50
Employees Compensation Insurance Premiums (ECIP)	5010304000	644,000.00		644,000.00	644,000.00				644,000.00	160,894.30	159,445.10	131,180.51		451,519.91	160,894.30	159,345.29	131,280.32		451,519.91				192,480.09	

Particulars	UACS CODE	Appropriation					Comments		Current Year Obligations						Current Year Disbursements				Balances					
		Authorized Appropriation	Adjustments (Transfer (To)/From, Realignment)	Adjusted Appropriations	Allotments Received	Adjustments (Withdrawal, Realignment)	Transfer To	Transfer From	Adjusted Total Allotments	1st Quarter Ending March 31	2nd Quarter Ending June 30	3rd Quarter Ending Sept. 30	4th Quarter Ending Dec. 31	Total	1st Quarter Ending March 31	2nd Quarter Ending June 30	3rd Quarter Ending Sept. 30	4th Quarter Ending Dec. 31	Total	Unreleased Appropriations	Unobligated Allotment	Unpaid Obligations (15-20) = (23+24)		
																						Due and Demandable	Not Yet Due and Demandable	
1	2	3	4	5=(3+4)	6	7	8	9	10=(8+9+7)+8+9	11	12	13	14	15=(11+12+13+14)	16	17	18	19	20=(16+17+18+19)	21=(5-15)	22=(6-15)	23	24	
ECIP - Civilian	5010304001	644,000.00		644,000.00	644,000.00				644,000.00	160,894.30	159,445.10	131,180.51		451,519.91	160,894.30	159,345.29	131,280.32		451,519.91			192,480.09		
Other Personnel Benefits	5010400000	34,424,000.00	30,000.00	34,454,000.00	31,479,677.00				31,509,677.00	453,063.62	1,791,486.01	12,817,108.76		15,061,658.39	453,063.62	1,791,486.01	12,808,788.17		15,053,337.80	2,944,323.00	16,448,018.81	8,320.59		
Terminal Leave Benefits	5010403000	1,127,000.00		1,127,000.00	21,052.00				21,052.00	6,274.75				6,274.75	6,274.75				6,274.75	1,105,948.00	14,777.25			
Terminal Leave Benefits - Civilian	5010403001	1,127,000.00		1,127,000.00	21,052.00				21,052.00	6,274.75				6,274.75	6,274.75				6,274.75	1,105,948.00	14,777.25			
Other Personnel Benefits	5010499000	33,297,000.00	30,000.00	33,327,000.00	31,458,625.00				31,488,625.00	446,788.87	1,791,486.01	12,817,108.76		15,055,383.64	446,788.87	1,791,486.01	12,808,788.17		15,047,063.05	1,838,375.00	16,433,241.36	8,320.59		
Lump-sum for Filing of Positions - Civilian	5010499007	23,798,000.00		23,798,000.00	23,798,000.00				23,798,000.00					9,786,818.37					9,778,497.78		14,011,181.63	8,320.59		
Lump-sum for Step Increments - Length of Service	5010499010	458,000.00		458,000.00	458,000.00				458,000.00					299,636.14					299,636.14		158,363.86			
Lump-sum for Step Increments - Meritorious Performance	5010499011	790,000.00		790,000.00																790,000.00				
Other Lump-sum	5010499012	8,251,000.00		8,251,000.00	7,202,625.00				7,202,625.00	426,788.87	1,781,486.01	2,730,654.25		4,938,929.13	426,788.87	1,781,486.01	2,730,654.25		4,938,929.13	1,048,375.00	2,263,695.87			
Other Personnel Benefits	5010499059		30,000.00	30,000.00					30,000.00					30,000.00					30,000.00					
Maintenance and Other Operating Expenses		201,941,000.00	(.00)	201,941,000.00	149,461,000.00		(5,216,341.30)	5,216,341.30	149,461,000.00	22,400,627.65	27,875,385.65	25,040,146.45		75,316,159.75	19,589,010.36	27,244,405.80	25,094,226.84		71,927,643.00	52,480,000.00	74,144,840.25	3,388,516.75		
Traveling Expenses	5020100000	2,200,000.00	83,989.26	2,283,989.26	2,200,000.00				83,989.26	2,283,989.26	155,939.56	324,261.68	153,030.76	633,232.00	122,751.56	330,725.68	153,143.76		606,621.00		1,650,757.26	26,611.00		
Traveling Expenses - Local	5020101000	2,200,000.00		2,200,000.00	2,200,000.00					2,200,000.00	155,939.56	324,261.68	69,041.50	549,242.74	122,751.56	330,725.68	69,154.50		522,631.74		1,650,757.26	26,611.00		
Traveling Expenses - Local	5020101000	2,200,000.00		2,200,000.00	2,200,000.00					2,200,000.00	155,939.56	324,261.68	69,041.50	549,242.74	122,751.56	330,725.68	69,154.50		522,631.74		1,650,757.26	26,611.00		
Traveling Expenses - Foreign	5020102000		83,989.26	83,989.26					83,989.26					83,989.26					83,989.26					
Traveling Expenses - Foreign	5020102000		83,989.26	83,989.26					83,989.26					83,989.26					83,989.26					
Training and Scholarship Expenses	5020200000	124,235,000.00	(432,613.16)	123,802,386.84	71,755,000.00		(1,296,886.55)	864,273.39	71,322,386.84	1,473,375.25	3,385,314.31	20,627,204.47		25,485,894.03	1,003,498.11	1,876,582.58	20,716,585.01		23,596,665.70	52,480,000.00	45,836,492.81	1,889,228.33		
Training Expenses	5020201000	5,000,000.00	431,660.23	5,431,660.23	5,000,000.00			864,273.39	5,431,660.23	1,185,686.85	3,242,781.81	1,003,191.57		5,431,660.23	764,139.71	1,802,075.58	976,216.61		3,542,431.90		1,889,228.33			
Training Expenses	5020201002	5,000,000.00	431,660.23	5,431,660.23	5,000,000.00			864,273.39	5,431,660.23	1,185,686.85	3,242,781.81	1,003,191.57		5,431,660.23	764,139.71	1,802,075.58	976,216.61		3,542,431.90		1,889,228.33			
Scholarship Grants/Expenses	5020202000	119,235,000.00	(864,273.39)	118,370,726.61	66,755,000.00			(864,273.39)	65,890,726.61	287,688.40	142,532.50	19,624,012.90		20,054,233.80	239,358.40	74,507.00	19,740,368.40		20,054,233.80	52,480,000.00	45,836,492.81			
Scholarship Grants/Expenses	5020202000	119,235,000.00	(864,273.39)	118,370,726.61	66,755,000.00			(864,273.39)	65,890,726.61	287,688.40	142,532.50	19,624,012.90		20,054,233.80	239,358.40	74,507.00	19,740,368.40		20,054,233.80	52,480,000.00	45,836,492.81			
Supplies and Materials Expenses	5020300000	9,290,000.00		9,290,000.00	9,290,000.00				9,290,000.00	1,896,023.37	973,303.51	1,398,745.16		4,268,072.04	1,324,257.34	1,244,638.84	775,413.92		3,344,310.10		5,021,927.96	923,761.94		
Office Supplies Expenses	5020301000	5,003,000.00	(43,352.63)	4,959,647.37	5,003,000.00				4,959,647.37	1,488,421.32	584,367.05	553,204.65		2,625,993.02	1,002,797.95	843,088.42	533,416.36		2,379,302.73		2,333,654.35	246,690.29		
Office Supplies Expenses	5020301002	5,003,000.00	(43,352.63)	4,959,647.37	5,003,000.00				4,959,647.37	1,488,421.32	584,367.05	553,204.65		2,625,993.02	1,002,797.95	843,088.42	533,416.36		2,379,302.73		2,333,654.35	246,690.29		
Accountable Forms Expenses	5020302000	220,000.00		220,000.00	220,000.00				220,000.00	4,200.00	3,750.00			7,950.00	4,200.00	3,500.00			7,700.00		212,050.00	250.00		
Accountable Forms Expenses	5020302000	220,000.00		220,000.00	220,000.00				220,000.00	4,200.00	3,750.00			7,950.00	4,200.00	3,500.00			7,700.00		212,050.00	250.00		
Medical, Dental and Laboratory Supplies Expenses	5020308000	50,000.00		50,000.00	50,000.00				50,000.00			1,484.50		1,484.50			1,484.50				48,515.50			
Medical, Dental and Laboratory Supplies Expenses	5020308000	50,000.00		50,000.00	50,000.00				50,000.00			1,484.50		1,484.50			1,484.50				48,515.50			
Fuel, Oil and Lubricants Expenses	5020309000	1,571,000.00		1,571,000.00	1,571,000.00				1,571,000.00	195,983.20	284,015.11	104,255.58		584,253.89	161,684.54	259,594.07	127,005.11		548,283.72		986,746.11	35,970.17		
Fuel, Oil and Lubricants Expenses	5020309000	1,571,000.00		1,571,000.00	1,571,000.00				1,571,000.00	195,983.20	284,015.11	104,255.58		584,253.89	161,684.54	259,594.07	127,005.11		548,283.72		986,746.11	35,970.17		
Textbooks and Instructional Materials Expenses	5020311000	1,446,000.00		1,446,000.00	1,446,000.00				1,446,000.00	5,038.00				5,038.00							1,440,962.00	5,038.00		
Textbooks and Instructional Materials Expenses	5020311001	1,446,000.00		1,446,000.00	1,446,000.00				1,446,000.00	5,038.00				5,038.00							1,440,962.00	5,038.00		
Other Supplies and Materials Expenses	5020399000	1,000,000.00	43,352.63	1,043,352.63	1,000,000.00			43,352.63	1,043,352.63	202,380.85	99,888.85	741,284.93		1,043,352.63	155,574.85	136,971.85	114,992.45		407,539.15		635,813.48			
Other Supplies and Materials Expenses	5020399000	1,000,000.00	43,352.63	1,043,352.63	1,000,000.00			43,352.63	1,043,352.63	202,380.85	99,888.85	741,284.93		1,043,352.63	155,574.85	136,971.85	114,992.45		407,539.15		635,813.48			
Utility Expenses	5020400000	23,935,000.00		23,935,000.00	23,935,000.00				23,935,000.00	6,596,114.17	8,546,124.06	802,281.20		15,944,518.43	5,565,781.62	8,908,635.36	1,470,102.45		15,944,518.43		7,990,480.57			
Water Expenses	5020401000	935,000.00		935,000.00	935,000.00				935,000.00	253,018.13	311,175.77	39,826.06		604,019.96	251,518.13	312,675.77	39,826.06		604,019.96		330,980.04			
Water Expenses	5020401000	935,000.00		935,000.00	935,000.00				935,000.00	253,018.13	311,175.77	39,826.06		604,019.96	251,518.13	312,675.77	39,826.06		604,019.96		330,980.04			
Electricity Expenses	5020402000	23,000,000.00		23,000,000.00	23,000,000.00				23,000,000.00	6,343,096.04	8,234,948.29	762,455.14		15,340,499.47	5,314,263.49	8,595,959.59	1,430,276.39		15,340,499.47		7,659,500.53			
Electricity Expenses	5020402000	23,000,000.00		23,000,000.00	23,000,000.00				23,000,000.00	6,343,096.04	8,234,948.29	762,455.14		15,340,499.47	5,314,263.49	8,595,959.59	1,430,276.39		15,340,499.47		7,659,500.53			
Communication Expenses	5020500000	2,510,000.00	713,715.09	3,223,715.09	2,510,000.00		(29,390.01)	743,105.10	3,223,715.09	1,262,104.59	1,550,063.70													

Particulars	UACS CODE	Appropriation					Allotments		Current Year Obligation						Current Year Disbursements					Balances			
		Authorized Appropriation	Adjustments (Transfer To/From, Realignment)	Adjusted Appropriations	Allotments Received	Adjustments (Withdrawal, Realignment)	Transfer To	Transfer From	Adjusted Total Allotments	1st Quarter Ending March 31	2nd Quarter Ending June 30	3rd Quarter Ending Sept. 30	4th Quarter Ending Dec. 31	Total	1st Quarter Ending March 31	2nd Quarter Ending June 30	3rd Quarter Ending Sept. 30	4th Quarter Ending Dec. 31	Total	Unreleased Appropriations	Unobligated Allotment	Unpaid Obligations (15-20) = (23+24)	
																						Due and Demandable	Not Yet Due and Demandable
1	2	3	4	5=(3+4)	6	7	8	9	10=(8+9+7+8+9)	11	12	13	14	15=(11+12+13+14)	16	17	18	19	20=(16+17+18+19)	21=(5-10)	22=(10-15)	23	24
Professional Services	5021100000	4,326,000.00	(713,715.09)	3,612,284.91	4,326,000.00		(886,915.09)	173,200.00	3,612,284.91	191,557.31	223,820.75	107,065.80		522,443.86	190,622.50	189,469.89	87,009.49		467,101.88		3,089,821.03	55,362.00	
Legal Services	5021101000		200.00	200.00				200.00	200.00		200.00			200.00		200.00			200.00				
Auditing Services	5021102000	31,000.00	(200.00)	30,800.00	31,000.00		(200.00)		30,800.00	10,977.83	14,058.73	1,970.00		27,006.56	10,043.00	13,283.55	3,680.01		27,006.56		3,793.44		
Consultancy Services	5021103000		173,000.00	173,000.00				173,000.00	173,000.00	165,000.00	1,000.00	7,000.00		173,000.00	165,000.00				165,000.00				8,000.00
Other Professional Services	5021199000	4,295,000.00	(886,715.09)	3,408,284.91	4,295,000.00		(886,715.09)		3,408,284.91	15,579.50	208,562.02	98,115.80		322,257.32	15,579.50	175,986.34	83,329.48		274,895.32		3,086,027.59	47,362.00	
General Services	5021200000	27,326,000.00	638,623.90	27,964,623.90	27,326,000.00		(615,664.24)	1,254,288.14	27,964,623.90	9,384,797.01	11,740,170.11	1,134,461.48		22,269,428.60	9,225,719.64	11,908,698.58	1,133,924.69		22,268,342.91		5,695,195.30	1,085.69	
Janitorial Services	5021202000	5,999,000.00		5,999,000.00	5,999,000.00				5,999,000.00	1,848,744.06	2,474,533.67	195,100.39		4,518,378.12	1,848,744.06	2,474,533.67	194,014.70		4,517,292.43		1,080,621.88	1,085.69	
Security Services	5021203000	9,119,000.00	(615,664.24)	8,503,335.76	9,119,000.00		(615,664.24)		8,503,335.76	2,570,987.53	994,077.96	323,696.85		3,888,762.34	2,401,910.16	1,162,606.43	324,245.75		3,888,762.34		4,614,573.42		
Other General Services	5021299000	12,608,000.00	1,254,288.14	13,862,288.14	12,608,000.00			1,254,288.14	13,862,288.14	4,975,065.42	8,271,558.48	615,664.24		13,862,288.14	4,975,065.42	8,271,558.48	615,664.24		13,862,288.14				
Repairs and Maintenance	5021300000	4,491,000.00	116,909.97	4,607,909.97	4,491,000.00		(1,054,828.92)	1,171,738.89	4,607,909.97	774,549.70	512,887.57	181,938.76		1,469,376.03	551,706.27	485,347.00	293,025.92		1,330,079.19		3,138,533.94	139,296.84	
Repairs and Maintenance - Investment Property	5021301000		405,636.14	405,636.14				405,636.14	405,636.14	203,299.07	109,924.97	92,412.10		405,636.14	203,299.07	109,924.97	92,412.10		405,636.14				
Repairs and Maintenance - Buildings and Other Structures	5021304000	2,627,000.00	(334,261.17)	2,292,738.83	2,627,000.00		(753,954.92)	419,693.75	2,292,738.83	370,300.25	75,297.75	5,745.00		451,343.00	214,465.00	163,021.00	59,361.16		436,847.16		1,841,395.83	14,495.84	
Buildings	5021304001	2,000,000.00	(753,954.92)	1,246,045.08	2,000,000.00				1,246,045.08												1,246,045.08		
School Buildings	5021304002		419,693.75	419,693.75				419,693.75	419,693.75	370,300.25	9,738.75			380,039.00	214,465.00	126,182.00	30,738.00		371,385.00		39,654.75	8,654.00	
Other Structures	5021304099	627,000.00		627,000.00	627,000.00				627,000.00		65,559.00	5,745.00		71,304.00	36,839.00	28,623.16	65,462.16		555,696.00		5,841.84		
Repairs and Maintenance - Machinery and Equipment	5021305000	364,000.00	38,550.00	402,550.00	364,000.00		(213,108.00)	251,658.00	402,550.00	100,349.32	47,185.00	38,550.00		186,084.32	37,991.14	93,543.18	30,950.00		162,484.32		216,465.88	23,600.00	
Office Equipment	5021305002		128,586.00	128,586.00			(61,536.00)	190,122.00	128,586.00	61,536.00	28,500.00	38,550.00		128,586.00		74,036.00	30,950.00		104,986.00				100,000.00
Information and Communication Technology Equipment	5021305003	100,000.00		100,000.00	100,000.00				100,000.00														
Other Machinery and Equipment	5021305099	264,000.00	(90,036.00)	173,964.00	264,000.00		(151,572.00)	61,536.00	173,964.00	38,813.32	18,685.00			57,498.32	37,991.14	19,507.18			57,498.32		116,465.88		
Repairs and Maintenance - Transportation Equipment	5021306000	1,500,000.00	(87,766.00)	1,412,234.00	1,500,000.00		(87,766.00)		1,412,234.00	100,601.06	185,728.85	45,231.66		331,561.57	95,951.06	111,872.85	110,302.66		318,126.57		1,080,672.43	13,435.00	
Motor Vehicles	5021306001	1,500,000.00	(87,766.00)	1,412,234.00	1,500,000.00		(87,766.00)		1,412,234.00	100,601.06	185,728.85	45,231.66		331,561.57	95,951.06	111,872.85	110,302.66		318,126.57		1,080,672.43	13,435.00	
Repairs and Maintenance - Furniture and Fixtures	5021307000		87,766.00	87,766.00				87,766.00	87,766.00		87,766.00			87,766.00					87,766.00				87,766.00
Repairs and Maintenance - Furniture and Fixtures	5021307000		87,766.00	87,766.00				87,766.00	87,766.00		87,766.00			87,766.00					87,766.00				87,766.00
Repairs and Maintenance - Other Property, Plant and Equipment	5021399000		6,985.00	6,985.00				6,985.00	6,985.00		6,985.00			6,985.00		6,985.00			6,985.00				6,985.00
Other Property, Plant and Equipment	5021399099		6,985.00	6,985.00				6,985.00	6,985.00		6,985.00			6,985.00		6,985.00			6,985.00				6,985.00
Taxes, Insurance Premiums and Other Fees	5021500000	944,000.00	236,819.28	1,180,819.28	944,000.00		(460,900.86)	697,720.14	1,180,819.28	284,941.86	596,956.46	60,515.92		902,414.24	284,941.86	556,956.46	60,515.92		902,414.24		278,405.04		
Taxes, Duties and Licenses	5021501000	184,000.00	(43,444.30)	140,555.70	184,000.00		(43,444.30)		140,555.70	12,085.30	8,887.18	6,196.62		27,169.10	12,085.30	8,887.18	6,196.62		27,169.10		113,386.60		
Taxes, Duties and Licenses	5021501001	184,000.00	(43,444.30)	140,555.70	184,000.00		(43,444.30)		140,555.70	12,085.30	8,887.18	6,196.62		27,169.10	12,085.30	8,887.18	6,196.62		27,169.10		113,386.60		
Fidelity Bond Premiums	5021502000	760,000.00	(417,456.56)	342,543.44	760,000.00		(417,456.56)		342,543.44	155,400.00	11,250.00	10,875.00		177,525.00	155,400.00	11,250.00	10,875.00		177,525.00		165,018.44		
Fidelity Bond Premiums	5021502000	760,000.00	(417,456.56)	342,543.44	760,000.00		(417,456.56)		342,543.44	155,400.00	11,250.00	10,875.00		177,525.00	155,400.00	11,250.00	10,875.00		177,525.00		165,018.44		
Insurance Expenses	5021503000		697,720.14	697,720.14				697,720.14	697,720.14	117,456.56	536,819.28	43,444.30		697,720.14	117,456.56	536,819.28	43,444.30		697,720.14				
Insurance Expenses	5021503000		697,720.14	697,720.14				697,720.14	697,720.14	117,456.56	536,819.28	43,444.30		697,720.14	117,456.56	536,819.28	43,444.30		697,720.14				
Other Maintenance and Operating Expenses	5029900000	2,552,000.00	(643,729.25)	1,908,270.75	2,552,000.00		(828,403.00)	184,673.75	1,908,270.75	351,224.81	62,483.50	419,565.75		833,274.06	62,921.86	195,000.50	229,980.75		487,903.11		1,074,996.69	345,370.95	
Advertising Expenses	5029901000	112,000.00	(100,000.00)	12,000.00	112,000.00		(100,000.00)		12,000.00		576.00			576.00					576.00		11,424.00		
Advertising Expenses	5029901000	112,000.00	(100,000.00)	12,000.00	112,000.00		(100,000.00)		12,000.00		576.00			576.00					576.00		11,424.00		
Printing and Publication Expenses	5029902000	54,000.00	130,323.75	184,323.75	54,000.00			130,323.75	184,323.75	37,000.00	4,000.00	130,323.75		171,323.75		36,800.00	107,398.75		144,198.75		13,000.00	27,125.00	
Printing and Publication Expenses	5029902000	54,000.00	130,323.75	184,323.75	54,000.00			130,323.75	184,323.75	37,000.00	4,000.00	130,323.75		171,323.75		36,800.00	107,398.75		144,198.75		13,000.00	27,125.00	
Representation Expenses	5029903000	1,000,000.00	(684,053.00)	315,947.00	1,000,000.00		(684,053.00)		315,947.00	72,037.00	5,821.00	4,531.00		82,389.00	575.00	71,983.00	4,531.00		77,089.00		233,558.00	5,300.00	
Representation Expenses	5029903000	1,000,000.00	(684,053.00)	315,947.00	1,000,000.00		(684,053.00)		315,947.00	72,037.00	5,821.00	4,531.00		82,389.00	575.00	71,983.00	4,531.00		77,089.00		233,558.00	5,300.00	
Transportation and Delivery Expenses	5029904000		5,000.00	5,000.00				5,000.00	5,000.00					5,000.00					5,000.00				5,000.00
Transportation and Delivery Expenses	5029904000		5,000.00	5,000.00				5,000.00	5,000.00					5,000.00					5,000.00				5,000.00
Rent/Lease Expenses	5029905000	45,000.00																					

Particulars	UACS CODE	Appropriation					Allotment		Current Year Obligations							Current Year Disbursements				Balances			
		Authorized Appropriation	Adjustments (To)/From, Realignment	Adjusted Appropriations	Allotments Received	Adjustments (Withdrawal, Realignment)	Transfer To	Transfer From	Adjusted Total Allotments	1st Quarter	2nd Quarter	3rd Quarter	4th Quarter	Total	1st Quarter	2nd Quarter	3rd Quarter	4th Quarter	Total	Unreleased Appropriations	Unobligated Allotment	Unpaid Obligations (15-20) = (23+24)	
										Ending March 31	Ending June 30	Ending Sept. 30	Ending Dec. 31		Ending March 31	Ending June 30	Ending Sept. 30	Ending Dec. 31				Due and Demandable	Not Yet Due and Demandable
1	2	3	4	5	6	7	8	9	10	11	12	13	14	15	16	17	18	19	20	21	22	23	24
Organizations	5029906000	208,000.00		208,000.00	208,000.00				208,000.00	50,000.00	22,500.00			72,500.00	50,000.00	22,500.00			72,500.00		135,500.00		
Membership Dues and Contributions to Organizations	5029906000	208,000.00		208,000.00	208,000.00				208,000.00	50,000.00	22,500.00			72,500.00	50,000.00	22,500.00			72,500.00		135,500.00		
Subscription Expenses	5029907000	15,000.00		15,000.00	15,000.00				15,000.00		1,000.00			1,000.00		1,000.00			1,000.00		14,000.00		
Other Subscription Expenses	5029907099	15,000.00		15,000.00	15,000.00				15,000.00		1,000.00			1,000.00		1,000.00			1,000.00		14,000.00		
Other Maintenance and Operating Expenses	5029999000	1,118,000.00		1,118,000.00	1,118,000.00				1,118,000.00	178,811.81	7,512.50	267,011.00		451,135.31	11,770.86	27,417.50	113,351.00		152,539.36		666,864.69	298,595.95	
Other Maintenance and Operating Expenses	5029999099	1,118,000.00		1,118,000.00	1,118,000.00				1,118,000.00	178,811.81	7,512.50	267,011.00		451,135.31	11,770.86	27,417.50	113,351.00		152,539.36		666,864.69	298,595.95	
Capital Outlays		87,410,000.00		87,410,000.00	82,410,000.00				82,410,000.00											5,000,000.00	82,410,000.00		
Investment Property Outlay	5060300000	82,410,000.00		82,410,000.00	82,410,000.00				82,410,000.00												82,410,000.00		
Land and Buildings Outlay	5060301000	82,410,000.00		82,410,000.00	82,410,000.00				82,410,000.00												82,410,000.00		
Investment Property - Buildings	5060301002	82,410,000.00		82,410,000.00	82,410,000.00				82,410,000.00														
Property, Plant and Equipment Outlay	5060400000	5,000,000.00		5,000,000.00																4,000,000.00			
Buildings and Other Structures	5060404000	4,000,000.00		4,000,000.00																4,000,000.00			
Buildings	5060404001	4,000,000.00		4,000,000.00																1,000,000.00			
Machinery and Equipment Outlay	5060405000	1,000,000.00		1,000,000.00																500,000.00			
Machinery	5060405001	500,000.00		500,000.00																500,000.00			
Sports Equipment	5060405013	500,000.00		500,000.00																			
II. Automatic Appropriations																							
Retirement and Life Insurance Premiums	01104102	21,988,000.00	3,235,412.00	25,221,412.00	25,221,412.00				25,221,412.00	5,458,309.83	5,622,868.56	5,979,251.62		17,060,228.01	5,458,309.83	5,287,794.01	8,291,521.10		17,037,824.94		8,161,183.99	22,603.07	
Personnel Services		21,988,000.00	3,235,412.00	25,221,412.00	25,221,412.00				25,221,412.00	5,458,309.83	5,622,868.56	5,979,251.62		17,060,228.01	5,458,309.83	5,287,794.01	8,291,521.10		17,037,824.94		8,161,183.99	22,603.07	
Personnel Benefit Contributions	5010300000	21,988,000.00	3,235,412.00	25,221,412.00	25,221,412.00				25,221,412.00	5,458,309.83	5,622,868.56	5,979,251.62		17,060,228.01	5,458,309.83	5,287,794.01	8,291,521.10		17,037,824.94		8,161,183.99	22,603.07	
Retirement and Life Insurance Premiums	5010301000	21,988,000.00	3,235,412.00	25,221,412.00	25,221,412.00				25,221,412.00	5,458,309.83	5,622,868.56	5,979,251.62		17,060,228.01	5,458,309.83	5,287,794.01	8,291,521.10		17,037,824.94		8,161,183.99	22,603.07	
Retirement and Life Insurance Premiums	5010301000	21,988,000.00	3,235,412.00	25,221,412.00	25,221,412.00				25,221,412.00	5,458,309.83	5,622,868.56	5,979,251.62		17,060,228.01	5,458,309.83	5,287,794.01	8,291,521.10		17,037,824.94		8,161,183.99	22,603.07	
III. Special Purpose Fund																							
Miscellaneous Personnel Benefits Fund	01101406		10,052,154.00	10,052,154.00	10,052,154.00				10,052,154.00					8,461,252.00					8,461,252.00		1,590,902.00		
Personnel Services			10,052,154.00	10,052,154.00	10,052,154.00				10,052,154.00					8,461,252.00					8,461,252.00		1,590,902.00		
Other Compensation	5010200000		8,461,252.00	8,461,252.00	8,461,252.00				8,461,252.00					8,461,252.00					8,461,252.00				
Other Bonuses and Allowances	5010299000		8,461,252.00	8,461,252.00	8,461,252.00				8,461,252.00					8,461,252.00					8,461,252.00				
Performance Based Bonus - Civilian	5010299014		8,461,252.00	8,461,252.00	8,461,252.00				8,461,252.00					8,461,252.00					8,461,252.00				
Other Personnel Benefits	5010400000		1,590,902.00	1,590,902.00	1,590,902.00				1,590,902.00												1,590,902.00		
Other Personnel Benefits	5010499000		1,590,902.00	1,590,902.00	1,590,902.00				1,590,902.00												1,590,902.00		
Lump-sum for Filing of Positions - Civilian	5010499007		1,590,902.00	1,590,902.00	1,590,902.00				1,590,902.00												1,590,902.00		
Pension and Gratuity Fund	01101407		695,728.00	695,728.00	695,728.00				695,728.00		538,758.93	156,968.45		695,727.38		538,758.93	156,968.45		695,727.38		.62		
Personnel Services			695,728.00	695,728.00	695,728.00				695,728.00		538,758.93	156,968.45		695,727.38		538,758.93	156,968.45		695,727.38		.62		
Other Personnel Benefits	5010400000		695,728.00	695,728.00	695,728.00				695,728.00		538,758.93	156,968.45		695,727.38		538,758.93	156,968.45		695,727.38		.62		
Terminal Leave Benefits	5010403000		695,728.00	695,728.00	695,728.00				695,728.00		538,758.93	156,968.45		695,727.38		538,758.93	156,968.45		695,727.38		.62		
Terminal Leave Benefits - Civilian	5010403001		695,728.00	695,728.00	695,728.00				695,728.00		538,758.93	156,968.45		695,727.38		538,758.93	156,968.45		695,727.38		.62		
GRAND TOTAL			586,694,000.00	13,983,294.00	600,677,294.00	540,252,971.00			(7,388,629.74)	7,388,629.74	540,252,971.00	80,817,403.44	100,563,507.40	99,770,293.98	281,151,204.82	77,192,517.45	99,341,012.43	99,700,999.51		276,234,529.38	60,424,323.00	259,101,766.16	4,916,675.43
Grand Total			586,694,000.00	13,983,294.00	600,677,294.00	540,252,971.00			(7,388,629.74)	7,388,629.74	540,252,971.00	80,817,403.44	100,563,507.40	99,770,293.98	281,151,204.82	77,192,517.45	99,341,012.43	99,700,999.51		276,234,529.38	60,424,323.00	259,101,766.16	4,916,675.43

Certified Correct:

Ramos, Romeo

Agency Budget Officer

Date: 26/Oct/2017

Certified Correct:

Agency Chief Accountant

Date: 10/26/17

Recommended By:

Atienza, Lolita

Director, FMS

Date: 26/Oct/2017

Approved By:

Ronquillo, Tirso

Head of Agency or Authorized Representative

Date: 26/Oct/2017

SUMMARY OF APPROPRIATIONS, ALLOTMENTS, OBLIGATIONS AND BALANCES BY OBJECT OF EXPENDITURES
As of the Quarter Ending September 30, 2017

Authorization: 02 - Continuing Appropriations

Report Status: SUBMITTED

Department: State Universities and Colleges (SUCs)

Agency: Batangas State University

Operating Unit: N/A

Organization Code (UACS): 080380000000

Fund Cluster: 01 - Regular Agency Fund

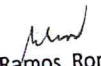
Particulars	UACS CODE	Appropriation			Allotments					Current Year Obligations					Current Year Disbursements					Balances					
		Authorized Appropriation	Adjustments (Transfer To/From, Realignment)	Adjusted Appropriations	Allotments Received	Adjustments (Withdrawal, Reassignment)	Transfer To	Transfer From	Adjusted Total Allotments	1st Quarter	2nd Quarter	3rd Quarter	4th Quarter	Total	1st Quarter	2nd Quarter	3rd Quarter	4th Quarter	Total	Unreleased Appropriations	Unobligated Allotment	Unpaid Obligations (15-20) = (23+24)			
										Ending March 31	Ending June 30	Ending Sept. 30	Ending Dec. 31		Ending March 31	Ending June 30	Ending Sept. 30	Ending Dec. 31				20=(16+17+18+19)	21=(5-19)	22=(16-19)	23
L Agency Specific Budget																									
Specific Budgets of National Government Agencies	01102101	9,699,000.00		9,699,000.00	9,699,000.00			9,699,000.00	6,699,000.00	3,000,000.00			9,699,000.00	6,219,500.00		435,000.00		6,654,500.00						3,044,500.00	
Property, Plant and Equipment		3,000,000.00		3,000,000.00	3,000,000.00			3,000,000.00		3,000,000.00			3,000,000.00			435,000.00		435,000.00							2,565,000.00
Buildings and Other Structures	1060400000	3,000,000.00		3,000,000.00	3,000,000.00			3,000,000.00		3,000,000.00			3,000,000.00			435,000.00		435,000.00							2,565,000.00
Buildings	1060401000	3,000,000.00		3,000,000.00	3,000,000.00			3,000,000.00		3,000,000.00			3,000,000.00			435,000.00		435,000.00							2,565,000.00
Buildings	1060401000	3,000,000.00		3,000,000.00	3,000,000.00			3,000,000.00		3,000,000.00			3,000,000.00			435,000.00		435,000.00							2,565,000.00
Maintenance and Other Operating Expenses		6,699,000.00		6,699,000.00	6,699,000.00			6,699,000.00	6,699,000.00				6,699,000.00	6,219,500.00				6,219,500.00							479,500.00
Training and Scholarship Expenses	5020200000	6,699,000.00		6,699,000.00	6,699,000.00			6,699,000.00	6,699,000.00				6,699,000.00	6,219,500.00				6,219,500.00							479,500.00
Scholarship Grants/Expenses	5020202000	6,699,000.00		6,699,000.00	6,699,000.00			6,699,000.00	6,699,000.00				6,699,000.00	6,219,500.00				6,219,500.00							479,500.00
Scholarship Grants/Expenses	5020202000	6,699,000.00		6,699,000.00	6,699,000.00			6,699,000.00	6,699,000.00				6,699,000.00	6,219,500.00				6,219,500.00							479,500.00
GRAND TOTAL									9,699,000.00	6,699,000.00	3,000,000.00		9,699,000.00	6,219,500.00		435,000.00		6,654,500.00							3,044,500.00
Grand Total		9,699,000.00		9,699,000.00	9,699,000.00				9,699,000.00	6,699,000.00	3,000,000.00		9,699,000.00	6,219,500.00		435,000.00		6,654,500.00							3,044,500.00


Certified Correct:

Certified Correct:


Recommended By:

Approved By:


Ramos, Romeo
Agency Budget Officer


Agency Chief Accountant
Date: 10.26


Atienza, Lolita
Director, FMS
Date: 26/Oct/2017


Ronquillo, Tirso
Head of Agency or Authorized Representative
Date: 26/Oct/2017