

**QUARTERLY PHYSICAL REPORT OF OPERATION**  
For the 3<sup>rd</sup> Quarter, 2012 (July, August and September 2012)

BAR No. 1

Department:

Agency/OU: Batangas State University

Fund : \_\_\_\_\_

Program/Activity/Project (1)	Performance Measures (2)	Physical Target (3)	Accomplishments (4)	Variance (5)	Remarks (6)
MFO 1: ADVANCED AND HIGHER EDUCATION SERVICES					
I. Quantitative					
1.1	Number of Enrollees	31,247	33,676	2,429	
	Advanced Education	419	698	279	
	Higher Education	27,758	30,097	2,339	
	Basic Education	3,070	2,881	-189	
1.2	Number of Courses Offered	109	109		*Thirteen (13) Basic Education comprises: 1) HS-3 <sup>rd</sup> yr & 4 <sup>th</sup> yr (2) 2) Grades I - VIII (8) 3) Kinder 1 & 2 (2) 4) Nursery (1)
	Advanced Education	28	28		
	Higher Education	68	68		
	Basic Education*	13	13		
1.3	Number of Merit Scholarships	7,304	8,302	998	
	Advanced Education	133	319	186	
	Higher Education	7,129	7,908	779	
	Basic Education	43	75	32	
1.4	Number of Graduates	565	0	-565	Graduated During 2 <sup>nd</sup> quarter
	Advanced Education	5	0	-5	
	Higher Education	560	0	-560	
	Basic Education	-	-		
1.5	Number of Extension Campuses (accessibility)	8	8		

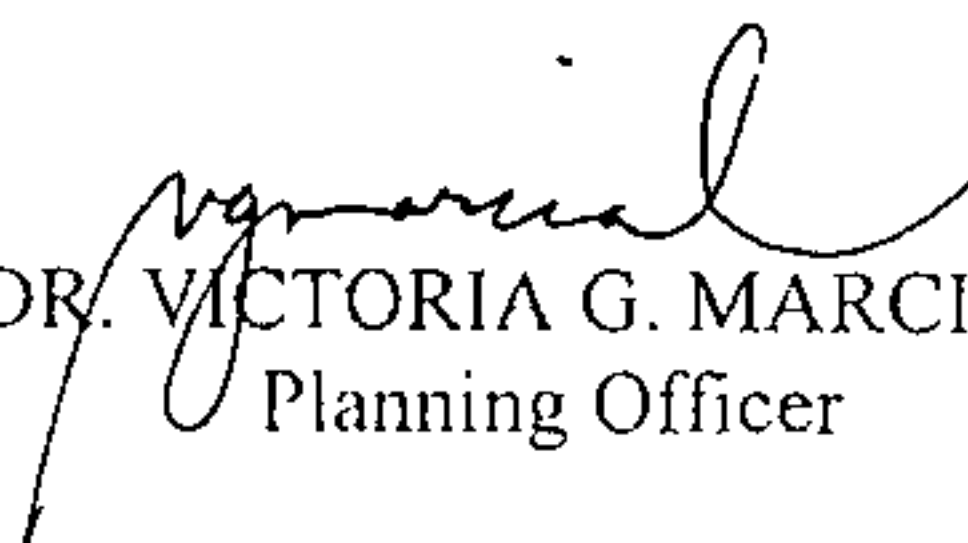
Program/Activity/Project (1)	Performance Measures (2)	Physical Target (3)	Accomplishments (4)	Variance (5)	Remarks (6)
	Chemical Engineering	-	-		
	Environmental and Sanitary Engineering	54.28%	70%	15.72%	
	Chemistry	52.54%	11.11%	-41.43%	
	Architecture	-	-		
	Nursing				
	Main Campus	55%	68.09%	13.09%	
	ARASOF-Nasugbu Campus	55%	33.33%	-21.67%	
	Accountancy	-	-		
	Custom Administration	-	-		
	Criminology	-	-		
	Agriculture	40%	-	-	No board examination during the quarter
	Top Performing Schools in Board Examinations				
	Mechanical Engineering	-	Top 1	-	
	Electronics Communication Engineering	-	-		
	Chemical Engineering	-	-		
	Accountancy	-	-		


Program/Activity/Project (1)	Performance Measures (2)	Physical Target (3)	Accomplishments (4)	Variance (5)	Remarks (6)
MFO 2. RESEARCH SERVICES	1. Physical Accomplishment				
	A. Research Output Published Number of Published/disseminated in				
	- international journals	0	0	0	
	- national journals	1	0	-1	
	- institutional journals	3	0	-3	
	B. Number of research outputs disseminated/presented				
	- international conferences	0	5	5	
	- national conferences	2	4	2	
	- regional conferences	2	0	-2	
	- institutional conferences	3	0	-3	
	C. Number of Inventions Patented				
	- inventions	0	0	0	
	D. Number of inventions commercialized	0	0	0	
	E. Research outputs cited by other researches				
	- research output cited	1	1	0	
	F. Research outputs cited by book authors				
	- research output cited	0	0	0	
	G. Researchers identified				
	- number of full time researchers	115	0	-115	Only part-time researchers
	H. Externally Funded Research Projects	2	0	-2	


Program/Activity/Project (1)	Performance Measures (2)	Physical Target (3)	Accomplishments (4)	Variance (5)	Remarks (6)
MFO 3. EXTENSION SERVICES	1. Physical Accomplishments				
	A. Recognized extension Program with minimum of 8 hours conducted and approved/authorized by the BOR				
	Training and continuing education				
	1) Community Service on Capability building Training Program thru:				
	- Livelihood/Technical/Vocational Training	4	3	-1	
	- Literacy/Professional Development/Technical Assistance/Advisory Services	12	12	0	
	- Technology Demonstration and Piloting / Technology Transfer	3	7	4	
	2) Food, Health and Sanitation	7	10	3	
	3) Special Community Development Projects	12	11	-1	
	4) Institutional/Industry Linkages for:				
	- Collaborative Manpower Development	0	1	1	
	- Environmental/Ecological Concerns	8	5	-3	
	B. Technology Transferred	3	7	4	
	C. Persons trained/benefited	2,225	3,051	826	
	D. Persons who adopted technology	3	7	4	

Prepared by:

Approved:

  
DR. VICTORIA G. MARCIAL  
Planning Officer

  
MRS. MARCELINA EVA T. RAYOS  
Budget Officer

  
DR. NORA L. MAGNAYE  
Head of Agency