

**QUARTERLY PHYSICAL REPORT OF OPERATION**  
For the 2<sup>nd</sup> Quarter, 2012 (April, May and June 2012)

BAR No. 1

Department:  
Agency/OU: Batangas State University  
Fund : \_\_\_\_\_

Program/Activity/Project (1)	Performance Measures (2)	Physical Target (3)	Accomplishments (4)	Variance (5)	Remarks (6)
<b>MFO 1: ADVANCED AND HIGHER EDUCATION SERVICES</b>					
<b>I. Quantitative</b>					
1.1 Number of Enrollees	Number of Enrollees	31,247	33,676	2,429	
	Advanced Education	419	698	279	
	Higher Education	27,758	30,097	2,339	
	Basic Education	3,070	2,881	-189	
1.2 Number of Courses Offered	Number of Courses Offered	107	107		*Thirteen (13) Basic Education comprises: 1) HS-1 <sup>st</sup> yr to 4 <sup>th</sup> yr (4) 2) Grades I - VI (6) 3) Kinder I & 2 (2) 4) Nursery (1)
	Advanced Education	26	26		
	Higher Education	68	68		
	Basic Education*	13	13		
1.3 Number of Merit Scholarships	Number of Scholars	7,304	8,302	998	
	Advanced Education	133	319	186	
	Higher Education	7,129	7,908	779	
	Basic Education	43	75	32	
1.4 Number of Graduates	Number of graduates	-	542		
	Advanced Education	-	18		
	Higher Education	-	524		
	Basic Education	-	0		
1.5 Number of Extension Campuses (accessibility)	No. of Extension Campuses	8	8		


Program/Activity/Project (1)	Performance Measures (2)	Physical Target (3)	Accomplishments (4)	Variance (5)	Remarks (6)
II. Qualitative					
II.1 Ratio of students getting Passing grade	Percentage of Students passed	95%	95%		
II.2 Accreditation status	Number of Programs granted accreditation				
	Level III				
	Qualified for Level III	0	0		
	Assessment on-going				
	Level II				
	Re-accredited	0	0		
	Assessment on-going				
	Level I				
	Accredited	0	0		
	Preliminary				
	COE/COD status				
II.3 Performance in Licensure Examinations	Number of Board Topnotchers	1	1		
	Number of Programs with Passing Rate higher than the national percentage	6	6		
	Passing Percentage				
	Licensure Examination				
	Teachers				
	Elementary	60%	66%		
	Secondary	60%	63%		
	Mechanical Engineering	-	-		
	Civil Engineering	-	-		
	Electrical Engineering	60%	61%		
	Electronics Communication Engineering	50%	58%		

Program/Activity/Project (1)	Performance Measures (2)	Physical Target (3)	Accomplishments (4)	Variance (5)	Remarks (6)
	Chemical Engineering	-	-		
	Environmental and Sanitary Engineering	-	-		
	Chemistry	-	-		
	Architecture	55%	65%		
	Nursing	-	-		
	Accountancy	65%	71%		
	Custom Administration	-	-		
	Criminology	-	-		
	Agriculture	-	-		
	Top Performing Schools in Board Examinations				
	Mechanical Engineering	-	-		
	Electronics Communication Engineering	-	-		
	Chemical Engineering	-	-		
	Accountancy	-	-		

Program/Activity/Project (1)	Performance Measures (2)	Physical Target (3)	Accomplishments (4)	Variance (5)	Remarks (6)
MFO 2. RESEARCH SERVICES	1. Physical Accomplishment				
	A. Research Output Published Number of Published/disseminated in - international journals - national journals - institutional journals	0 1 4	0 0 0	0 -1 -4	
	B. Number of research outputs disseminated/presented - international conferences - national conferences - regional conferences - institutional conferences	1 2 3 0	2 15 0 0	1 13 -3 0	
	C. Number of Inventions Patented - inventions	0	0	0	
	D. Number of inventions commercialized	0	0	0	
	E. Research outputs cited by other researches - research output cited	0	0	0	
	F. Research outputs cited by book authors - research output cited	0	0	0	
	G. Researchers identified - number of full time researchers	0	0	0	
	H. Externally Funded Research Projects	0	0	0	


Program/Activity/Project (1)	Performance Measures (2)	Physical Target (3)	Accomplishments (4)	Variance (5)	Remarks (6)
MFO 3. EXTENSION SERVICES	1. Physical Accomplishments				
	A. Recognized extension Program with minimum of 8 hours conducted and approved/authorized by the BOR				
	Training and continuing education				
	1) Community Service on Capability building Training Program thru:				
	- Livelihood/Technical/Vocational Training	4	3	-1	
	- Literacy/Professional Development/Technical Assistance/Advisory Services	8	14	6	
	- Technology Demonstration and Piloting / Technology Transfer	2	17	15	
	2) Food, Health and Sanitation	5	2	-3	
	3) Special Community Development Projects	10	1	-9	
	4) Institutional/Industry Linkages for:				
	- Collaborative Manpower Development	1	0	-1	
	- Environmental/Ecological Concerns	5	3	-2	
	B. Technology Transferred	2	17	15	
	C. Persons trained/benefited	2,225	949	-1,276	
	D. Persons who adopted technology	2	17	15	

Prepared by:

  
 ATTY. LUZVIMINDA C. ROSALES  
 Planning Officer

  
 MRS. MARCELINA EVA T. RAYOS  
 Budget Officer

Approved:


  
 DR. NORA L. MAGNAYE  
 Head of Agency

AGENCY PERFROMANCE MEASURES


DEPARTMENT /AGENCY: BATANGAS STATE UNIVERSITY

MFO/Indicator : (Qualitative and / or Quantitative) 1	Unit of Measures 2	PERFORMANCE				BUDGET ALLOCATION	
		2nd Quarter 2012		3rd Quarter 2012		2011	2012
		Target	Actual	Target	Actual		
MFO 2 RESEARCH ACTIVITIES							
1. Physical Accomplishment	Number of Published/Dissiminated						
A. Research Output Published							
- International Journal		0	0	0			
- National Journal		1	0	1			
- Institutional Journal		4	0	3			
B. No of Research Outputs Dissiminated/ Presented	Number of Research Outputs						
- International Conference	Dissiminated/Presented	1	2	0			
- National Conference		2	15	2			
- Regional conference		3	0	2			
- Institutional Conference		0	0	3			
C. No.of Inventions patented	Inventions	0	0	0			
D. No. of Inventions Commercialized	No. of Inventions Commercialized	0	0	0			
E. Research Outputs Cited by other Researchers	No. of Research Outputs Cited	0	0	1			
F. Research Outputs Cited by Book Authors	No. of Research Outputs Cited	0	0	0			
G. Researchers Identified	No. of Full time Researchers	65					
H. Externally Funded Research Projects	No. of Externally Funded Research Projects	2					

Prepared by:

  
**DR. SHIRLEY G. CABRERA**  
 Director for Research

Noted by:

  
**DR. ERMA B. QUINAY**  
 VP for Research and Extension