

**QUARTERLY PHYSICAL REPORT OF OPERATION**  
As of the Quarter Ending from October 1, 2015 to December 31, 2015

Department : \_\_\_\_\_  
Agency : Batangas State University  
Operating Unit : \_\_\_\_\_  
Organization Code (UACS) : \_\_\_\_\_

X	Current Year Appropriations
	Supplemental Appropriations
	Continuing Appropriations
	Off-Budget Account

Particulars	UACS CODE	Physical Targets 2015					Physical Accomplishments 2015					Variance as of March 31, 2015	Remarks
		1st Quarter	2nd Quarter	3rd Quarter	4th Quarter	Total	1st Quarter	2nd Quarter	3rd Quarter	4th Quarter	Total		
1	2	3	4	5	6	7=(3+4+5+6)	8	9	10	11	12=(8+9+10+11)	13	14
<b>Part A</b>													
<b>I. Operations</b>													
<b>MFO 1 - HIGHER EDUCATION SERVICES</b>													
Total number of graduates			4018		578	4596		3523		1005	4528	-68	
Percentage of total graduates that are in priority programs			12.50%		12.50%	12.50%		66.22%		4.30%	70.52%	58.02%	Immense accomplishment rate was due to different set of priority programs identified by CHED in 2012. The accomplishment was based on the current set of priority programs from CHED.
Average passing percentage of licensure exams by the SUC graduates/national average percentage passing across all disciplines covered by the SUC		162.56%	135.68%	137.81%	165.32%	143.00%	145.30%	134.85%	131.70%	144.62%	138.12%	-4.88%	Final Q3 Result was modified (included LET).
Percentage of programs accredited at Level 1		4%	4%	0%	8%	16.00%	0.00%	6.00%	0.00%	19%	25.00%	9.00%	
Percentage of programs accredited at Level 2		2%	2%	5%	2%	11.00%	0.00%	0.00%	0.00%	5.00%	5.00%	-6.00%	Out of 13 programs (2015 target) requested for the evaluation of AACCCUP, seven (7) programs were put on the waiting list. Only six (6) programs were accredited for Level II.
Percentage of programs accredited at Level 3		1%	1%	2%	1%	5.00%	0.00%	0.00%	0.00%	1.67%	1.67%	-3.33%	four (4) out of six (6) programs requested to AACCCUP (whose expiry is 2018 but with highmarks) were not considered because eventually, only 2015 expiration was allowed.
Percentage of programs accredited at Level 4		4%	0%	0%	0%	4.00%	0.00%	0.00%	0.00%	0.00%	0.00%	-4.00%	Five (5) requested programs (2015 target) to AACCCUP were put on the waiting list
Percentage of graduates in the mandated/priority programs graduated within the prescribed period			80.89%		5.82%	88.71%	0.00%	60.46%		28.73%	88.19%	2.48%	Used enrollment data of students enrolled in their last units for AY 2014-2015 and for Octoberian graduates, AY 2015-2016, first semester
<b>MFO 2 - ADVANCED EDUCATION SERVICES</b>													
Total number of graduates			27		41	68		95		97	192	124	The increase in graduates from Graduate School is due to the completion of academic requirements of many irregular students
Percentage of graduates engaged in employment within 6 months of graduation			95.00%		95.00%	95.00%		89.00%		11.00%	100.00%	5%	
Percentage of students who rate timeliness of education delivery/supervision as good or better			100.00%		100.00%	100.00%		91.30%		8.70%	100.00%	0.00%	
<b>MFO 3 - RESEARCH SERVICES</b>													
Number of research studies completed		3	3	3	3	12	3	3	3	3	12	0	
Percentage of research projects completed in last 3 years		25.00%	20.00%	20.00%	20.00%	85.00%	25.00%	20.00%	20.00%	21.00%	86.00%	1.00%	

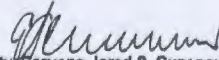
**QUARTERLY PHYSICAL REPORT OF OPERATION**  
As of the Quarter Ending from October 1, 2015 to December 31, 2015

Department : \_\_\_\_\_  
Agency : Batangas State University  
Operating Unit : \_\_\_\_\_  
Organization Code (UACS) : \_\_\_\_\_


	Current Year Appropriations
	Supplemental Appropriations
	Continuing Appropriations
	Off-Budget Account

Particulars	UACS CODE	Physical Targets 2015					Physical Accomplishments 2015					Variance as of March 31, 2015	Remarks
		1st Quarter	2nd Quarter	3rd Quarter	4th Quarter	Total	1st Quarter	2nd Quarter	3rd Quarter	4th Quarter	Total		
1	2	3	4	5	6	7=(3+4+5+6)	8	9	10	11	12=(8+9+10+11)	13	14
Percentage of research outputs published in recognized journal or submitted for patenting or patented		10.00%	10.00%	10.00%	10.00%	40.00%	8.33%	5.55%	35.29%	123.83%	173.00%	133.00%	The high accomplishment rate was due to high number of researches published in the Asia Pacific Journal of Multidisciplinary Research (APJMR) by faculty researchers
Percentage of research projects completed within the original project timeframe		30.00%	20.00%	30.00%	7.50%	87.50%	30.00%	20.00%	30.00%	6.00%	86.00%	-1.50%	
<b>MFO 4 - TECHNICAL ADVISORY EXTENSION SERVICES</b>													
Number of persons trained weighted by the length of training		2476	1238	1239	2476	7429	2672	1509	2892	2908	9981	2552	134% accomplishment due to strong administrative support, dedicated faculty extensionists and students, strong linkages, research initiatives and enlightened communities
Number of persons provided with technical advice		2029	1014	1015	2029	6087	1971	1707	2381	2795	8854	2767	145% accomplishment due to strong administrative support, dedicated faculty extensionists and students, strong linkages, research initiatives and enlightened communities.
Percentage of trainees who rate the training course as good or better		85.00%	85.00%	85.00%	85.00%	85.00%	90.00%	86.00%	86.00%	87.00%	87.25%	2.25%	103% accomplishment due to strong administrative support, dedicated faculty extensionists and students, strong linkages, research initiatives and enlightened communities
Percentage of clients who rate the advisory services as good or better		85.00%	85.00%	85.00%	85.00%	85.00%	90.00%	86.00%	86.00%	87.00%	87.25%	2.25%	103% accomplishment due to strong administrative support, dedicated faculty extensionists and students, strong linkages, research initiatives and enlightened communities
Percentage of requests for training responded to within 3 days of request		86.00%	86.00%	86.00%	86.00%	86.00%	87.50%	85.70%	100.00%	100.00%	83.30%	7.30%	108% accomplishment due to strong administrative support, dedicated faculty extensionists and students, strong linkages, research initiatives and enlightened communities
Percentage of requests for technical advice that are responded to within 3 days		86.00%	86.00%	86.00%	86.00%	86.00%	86.40%	100.00%	80.00%	90.90%	89.33%	3.32%	104% accomplishment due to strong administrative support, dedicated faculty extensionists and students, strong linkages, research initiatives and enlightened communities
Percentage of persons who receive training or advisory services who rate timeliness of service delivery as good or better		83.00%	83.00%	83.00%	83.00%	83.00%	87.00%	85.00%	84.00%	84.00%	85.00%	2.00%	102% accomplishment due to strong administrative support, dedicated faculty extensionists and students, strong linkages, research initiatives and enlightened communities


Prepared By:

  
Atty. Barven Jared S. Cunanan  
Planning Officer  
Date: 2-02-2016

In coordination with:

  
Mrs. Marcelina Eya T. Rayos  
Budget Officer  
Date:

Approved by:

  
Dr. Tirso A. Ronquillo  
Agency Head  
Date: